

## Game 28: Oklahoma vs. Iowa State

Monday, Feb. 25, 2019 | 7 p.m. CT  
Hilton Coliseum (14,384), Ames, Iowa  
ESPN2 | Sooner Radio Network

# OKLAHOMA

31 NCAA TOURNAMENTS ♦ 5 FINAL FOURS ♦ 4 BIG 12 TITLES ♦ 33 ALL-AMERICANS ♦ 32 POSTSEASON APPEARANCES IN THE LAST 37 YEARS

### OKLAHOMA SCHEDULE/RESULTS

N9	at UTRGV	W, 91-76
N12	at UTSA	W, 87-67
N18	WOFFORD	W, 75-64
N21	vs. Florida +	W, 65-60
N22	vs. No. 25 Wisconsin +	L, 58-78
N23	vs. Dayton +	W, 65-54
N27	NORTH TEXAS	W, 73-57

D4	vs. Notre Dame #	W, 85-80
D8	WICHITA STATE (In OKC) @	W, 80-48
D15	USC (In Tulsa) ^	W, 81-70
D18	CREIGHTON	W, 83-70
D21	at Northwestern	W, 76-69 (OT)

J2	at No. 5 Kansas	L, 63-70
J5	OKLAHOMA STATE	W, 74-64
J8	at No. 8 Texas Tech	L, 59-66
J12	No. 25 TCU	W, 76-74
J16	KANSAS STATE	L, 61-74
J19	at Texas	L, 72-75
J23	at Oklahoma State	W, 70-61
J26	VANDERBILT %	W, 86-55
J28	BAYLOR	L, 47-77

F2	at West Virginia	L, 71-79
F4	IOWA STATE	L, 74-75
F9	TEXAS TECH	L, 54-66
F11	at Baylor	L, 53-59
F16	at TCU	W, 71-62
F23	TEXAS	W, 69-67
F25	at Iowa State	7 p.m. ESPN2

M2	WEST VIRGINIA	1 p.m. ESPN2/U
M5	KANSAS	8 p.m. ESPN/2
M9	at Kansas State	5 p.m. ESPN/2
M13-16	Big 12 Championship^	TBD TBD

All times Central and subject to change

+ Battle 4 Atlantis, Paradise Island, Bahamas  
# Jimmy V Classic, Madison Square Garden, New York, N.Y.  
@ Played at Chesapeake Energy Arena, Oklahoma City  
^ Played at BOK Center, Tulsa, Okla.  
% SEC/Big 12 Challenge  
! Played at Sprint Center, Kansas City, Mo.

### GETTING SOCIAL WITH THE #SOONERS

Twitter.....@OU\_MBBall  
Instagram.....@OU\_MBBall  
Facebook.....OU Mens Basketball  
Preferred Hashtag.....#Sooners

### OU ATHLETICS COMMUNICATIONS

Director/MBB Contact.....Ben Coldagelli  
Email.....bcoldagelli@ou.edu  
Cell.....405-246-5663  
Office.....405-325-7014



### OKLAHOMA SOONERS (17-10, 5-9 BIG 12)

Head Coach: Lon Kruger  
Record at OU: 157-101 (Eighth Year)



vs.



### IOWA STATE CYCLONES NO. 19/20 (19-8, 8-6 BIG 12)

Head Coach: Steve Prohm  
Record at ISU: 79-49 (Fourth Year)

### OKLAHOMA PROBABLE STARTERS (BASED ON PREVIOUS GAME)

No.	Name	Position	Class	Height	Weight	Hometown (Last School)
24	Jamal Bieniemy	G	Fr.	6-4	181	Katy, Texas (Tompkins HS)
1	Rashard Odomes	G	Sr.	6-6	217	Copperas Cove, Texas (Copperas Cove HS)
0	Christian James	G	Sr.	6-4	213	Houston, Texas (Bellaire HS)
35	Brady Manek	F	So.	6-9	222	Harrah, Okla. (Harrah High School)
21	Kristian Doolittle	F	Jr.	6-7	232	Edmond, Okla. (Edmond Memorial HS)

### OKLAHOMA RESERVES

No.	Name	Position	Class	Height	Weight	Hometown (Last School)
2	Aaron Calixte	G	Gr.	5-11	179	Stoughton, Mass. (Maine)
5	Matt Freeman	F	Jr.	6-10	229	Auckland, New Zealand (Westlake Boys HS)
22	Patrick Geha	F	Sr.	6-5	212	Leawood, Kan. (Rockhurst HS)
52	Kur Kuath	F	Jr.	6-10	204	Biemnon, South Sudan (Salt Lake CC)
14	Ty Lazenby	G	Sr.	6-5	209	Glencoe, Okla. (Northern Oklahoma College Enid)
4	Jamuni McNeace	C	Sr.	6-10	232	Kankakee, Ill. (Allen HS)
44	Hannes Pöllä	C	So.	6-11	267	Lahti, Finland (Helsinki Basketball Academy)
12	Austin Reaves	G	R-Jr.	6-5	180	Newark, Ark. (Wichita State)
3	Miles Reynolds	G	Gr.	6-3	176	Chicago, Ill. (Pacific)
30	Luke Stephenson	G	Sr.	6-3	198	Lubbock, Texas (McMurry)
32	Read Streller	F	R-Fr.	6-8	237	Edmond, Okla. (Oklahoma Christian School)

### OKLAHOMA STAFF

	Coach	Alma Mater	Year at OU
<b>Head Coach:</b>	Lon Kruger	Kansas State '75	Eighth
<b>Associate Head Coach:</b>	Chris Crutchfield	Nebraska-Omaha '92	Eighth
<b>Assistant Coach:</b>	Carlin Hartman	Tulane '94	Third
<b>Assistant Coach:</b>	Kevin Kruger	Arizona State '06	Third
<b>Director of Operations:</b>	Mike Shepherd	Kansas State '92	Eighth
<b>Video Coordinator:</b>	Will Saxon	Oklahoma '15	Third
<b>Athletics Trainer:</b>	Alex Brown	Appalachian State '79	32nd
<b>Director of Strength and Performance:</b>	Bryce Daub	Central Washington '08	Fourth

### PRONUNCIATION GUIDE

**Jamal Bieniemy:** bee-EN-uh-me

**Aaron Calixte:** ca-LIX-tee

**Kur Kuath:** KERR KWETH

**Ty Lazenby:** LAY-zen-bee

**Jamuni McNeace:** juh-MUN-ee mick-NEESE

**Hannes Pöllä:** HAH-nis POLE-uh

**Rashard Odomes:** ruh-SHARD OH-dums

### THREE POINTERS


► Coming off a 19-point, 8-rebound performance to beat Texas on Saturday, senior guard **Christian James** approaches another career milestone. With 1,132 points and 494 rebounds, James is six boards away from becoming the seventh guard in OU history to total 1,000 points and 500 rebounds in a Sooner uniform. Should he pull down six more boards, he will join **Buddy Hield** (2,291 points/661 rebounds), **Tim McCalister** (2,275/529), **John McCullough** (1,507/606), **Tony Crocker** (1,351/545), **Isaiah Cousins** (1,326/529) and **Cameron Clark** (1,284/575) as the only OU guards to accomplish the feat.

► After dropping five games in a row, the Sooners have since won back-to-back games at TCU and against Texas. In their last two games, Oklahoma averaged 70.0 points on .491 shooting (.381 from 3-point range) as opposed to the 59.8 points on .376 (.293 from deep) during the five-game losing streak. OU is also averaging 15.5 assists in its last two games, compared to 11.0 in the five games before.

► Of the 11 players in the Big 12 averaging at least 10 points and six rebounds, three play for the Sooners. Oklahoma is the only team in the conference with multiple players averaging 10 and six as its roster features **Christian James** (15.5 points, 6.9 rebounds), **Brady Manek** (11.7, 6.4) and **Kristian Doolittle** (10.1, 6.6). OU leads the Big 12 in rebounding with 38.7 boards per game.

TONIGHT'S OPPONENT:

IOWA STATE



IOWA STATE SERIES HISTORY


Games	205
Standing	OU leads 116-89
At Norman	OU leads 65-24
At Ames	Iowa State leads 52-37
At Neutral Site	OU leads 14-13
Last Win	81-60 (3/2/18) in Norman
Last Home Win	81-60 (3/2/18)
Last Road Win	82-76, OT (1/29/11)
Last Loss	74-75 (2/4/19) in Norman
Last Home Loss	74-75 (2/4/19)
Last Road Loss	80-88 (2/10/18)
Largest Margin of Victory	29, 126-97 (2/6/89)
Largest Margin of Defeat	27, 55-82 (1/11/97)
Current Streak	ISU, 1 win

IOWA STATE LAST FIVE MEETINGS

Date	Location	Result	Score
2/4/19	Norman	L	74-75
3/2/18	Norman	W	81-60
2/10/18	Ames	L	80-88
2/11/17	Ames	L	64-80
1/21/17	Norman	L	87-92

NEXT OPPONENT:

WEST VIRGINIA



Date	Saturday, March 2, 1 p.m CT
TV	ESPN2/U
Site	Lloyd Noble Center, Norman, Okla.
WVU 2018-19 Record	10-17 (2-12)
WVU Head Coach	Bob Huggins
Record at WVU	265-147 (12th season)

WEST VIRGINIA SERIES HISTORY

Games	17
Standing	OU leads 9-8
At Norman	OU leads 4-2
At Morgantown	WVU leads 4-3
At Neutral Site	WVU leads 2-1
Last Win	89-87 OT (1/18/17) in Morgantown
Last Home Win	70-68 (1/16/16)
Last Road Win	89-87 OT (1/18/17)
Last Loss	71-79 (2/2/19) in Morgantown
Last Home Loss	73-75 (2/5/18)
Last Road Loss	71-79 (2/2/19)
Largest Margin of Victory	19, 71-52 (2/3/15)
Largest Margin of Defeat	21, 65-86 (1/13/15)
Current Streak	WVU, 4 wins



WEST VIRGINIA LAST FIVE MEETINGS

Date	Location	Result	Score
2/2/19	Morgantown	L	71-79
1/18/18	Norman	L	73-75
1/6/18	Morgantown	L	76-89
2/8/17	Norman	L	50-61
1/18/17	Morgantown	W	89-87 (OT)

GAME OVERVIEW

After earning back-to-back wins over TCU and Texas, **Oklahoma (17-10, 5-9 Big 12)** continues its march for towards madness with a Big Monday showdown in Ames against **Iowa State (19-8, 8-6)**. The Sooners will look for a marquee win in a building it hasn't left with a victory in since 2011. The Cyclones stole a one-point win in Norman earlier this season, but have lost three of their four games since - including two inside Hilton Coliseum. A Sooner win would be the first three-game winning streak since conference play began.The Big 12 matchup will tip at 7 p.m. CT and air on the Sooner Radio Network (107.7 FM The Franchise in Oklahoma City; KTBZ 1430 AM in Tulsa; Tune In Radio App) with **Toby Rowland** and **Kevin Henry** announcing. **Kevin Connors** and **Chris Spatola** will call the action on ESPN2. Fans with proper cable verification can also stream the game on the Watch ESPN app.

STATS COMPARISON

CATEGORY		
Overall Record	17-10	19-8
Points Per Game	71.1	78.3
Opp. Points Per Game	67.3	67.2
Rebounds Per Game	38.7	35.3
Rebounding Margin	+1.9	+0.8
Field Goal Pct.	.442	.479
Opp. Field Goal Pct.	.397	.416
3-Point Pct.	.337	.359
Opp. 3-Point Pct.	.333	.327
Free Throw Pct.	.681	.735
Assists Per Game	12.8	16.1
Turnovers Per Game	12.4	10.9
Blocked Shots Per Game	3.5	4.6
Steals Per Game	5.9	7.3

SERIES HISTORY: OKLAHOMA VS. IOWA STATE

- OU leads the overall series against ISU, 116-88, but the Cyclones hold a 52-37 advantage for games played in Ames.
- The Sooners are looking for their first win at Hilton Coliseum since 2011.
- The Cyclones escaped Norman with a one-point win earlier in February, defeating the Sooners 75-74.

LAST MEETING: OKLAHOMA VS. IOWA STATE

Iowa State 75, Oklahoma 74 ■ Monday, Feb. 4, 2019 ■ Lloyd Noble Center ■ Norman, Okla.

Score by periods	1st	2nd	Total
Iowa State	35	40	75
<b>Oklahoma</b>	<b>36</b>	<b>38</b>	<b>74</b>

GAME LEADERS	OKLAHOMA	IOWA STATE
Points	Doolittle, 19	Wigginton, 18
Rebounds	Doolittle, 9	Jacobson/Shayok, 8
Assists	Five Players, 2	Shayok, 5

- The Sooners fell in a tight battle to Iowa State in the first meeting of the year, 75-74.
- **Kristian Doolittle** led Oklahoma's scoring efforts with 19 points to go with a game-high nine boards. **Brady Manek** added 16 points on 6-of-9 shooting, including a 4-of-7 mark from 3-point range.
- The Sooners took a one-point lead into halftime but the Cyclones countered with an early second-half run. Iowa State led by many as seven before the Sooners closed the gap and tied the game 69-69 with 1:51 remaining. The Cyclones responded with a contested 3-pointer as the shot clock expired by Marial Shayok.

OKLAHOMA CAREER STATS VS. IOWA STATE

Player	GP-GS	MIN	FG-FGA	3FG-FGA	FT-FTA	REB	AST	TO	BLK	STL	PTS
Brady Manek	3-2	23.7	14-25	8-17	3-3	4.7	1.0	0.7	1.0	0.7	13.0
Kristian Doolittle	5-4	26.0	18-39	1-3	10-12	9.0	1.2	2.0	0.8	0.2	9.4
Rashard Odomes	5-3	21.8	1-2	1-2	18-28	2.8	1.8	1.0	0.2	0.2	9.0
Christian James	8-3	18.3	21-53	4-21	15-17	3.6	0.6	0.6	0.0	0.3	7.5
Jamal Bieniemy	1-1	33.0	2-5	1-1	0-0	1.0	2.0	2.0	0.0	1.0	5.0
Miles Reynolds	1-0	17.0	2-3	0-0	0-0	3.0	1.0	0.0	0.0	0.0	4.0
Jamuni McNeace	5-0	14.2	7-12	0-0	2-2	4.0	0.2	1.4	0.8	0.2	3.2
Aaron Calixte	1-1	25.0	1-10	1-5	0-0	2.0	1.0	0.0	0.0	0.0	3.0
Matt Freeman	4-0	6.3	2-9	2-9	0-0	0.8	0.0	0.3	0.0	0.3	1.5

NEXT UP: WEST VIRGINIA

- The Sooners are at home for the second-to-last time on Saturday when they host West Virginia at Lloyd Noble Center. The 1 p.m. CT contest will air on an ESPN network that is to be determined.
- OU holds a narrow 9-8 lead in the all-time series with the Mountaineers and is 4-2 when facing WVU in Norman. West Virginia has stolen two straight wins at the LNC and has won four straight over the Sooners. Oklahoma is looking for its first win over WVU since Jan. 18, 2017 (in Morgantown).
- The Mountaineers won the first meeting of the year, 79-71, in Morgantown on Feb. 2.

## BIG 12 STANDINGS

AS OF FEB. 24

Team	Big 12			Overall		
	W	L	Pct.	W	L	Pct.
Kansas State	11	3	.786	21	6	.778
Texas Tech	10	4	.714	22	5	.815
Kansas	9	5	.643	20	7	.741
Baylor	9	5	.643	18	9	.667
Iowa State	8	6	.571	19	8	.704
Texas	7	7	.500	15	12	.556
TCU	6	8	.429	18	9	.667
<b>Oklahoma</b>	<b>5</b>	<b>9</b>	<b>.357</b>	<b>17</b>	<b>10</b>	<b>.630</b>
Oklahoma State	3	11	.214	10	17	.370
West Virginia	2	12	.143	10	17	.370



## OKLAHOMA QUICK FACTS

<b>Official Name:</b> University of Oklahoma
<b>Location:</b> Norman, Okla.
<b>Founded:</b> 1890
<b>Enrollment:</b> 31,702
<b>Nickname:</b> Sooners
<b>Colors:</b> Crimson and Cream
<b>President:</b> James L. Gallogly
<b>Athletics Director:</b> Joe Castiglione
<b>Arena:</b> Lloyd Noble Center (11,562)
<b>First Year of Basketball:</b> 1907-08
<b>NCAA Tournament Appearances:</b> 31 (41-31)
<b>NIT Appearances:</b> 7 (10-7)
<b>All-Time Record:</b> 1,669-1,079
<b>Regular Season Conference Championships:</b> 14 (1928, 1929, 1939, 1940, 1942, 1944, 1947, 1949, 1979, 1984, 1985, 1988, 1989, 2005)
<b>Conference Tournament Championships:</b> 7 (1979, 1985, 1988, 1990, 2001, 2002, 2003)
<b>Head Coach:</b> Lon Kruger (Kansas State '75)
<b>Career Record:</b> 636-405 (33rd year)
<b>Oklahoma Record:</b> 157-101 (8th year)
<b>NCAA Appearances:</b> 18 (most recent 2018)
<b>NIT Appearances:</b> 4 (most recent 2009)
<b>Assistant Coaches:</b> Chris Crutchfield (Omaha '92), Carlin Hartman (Tulane '94), Kevin Kruger (Arizona State '06)
<b>Director of Operations:</b> Mike Shepherd (Kansas State '92)
<b>Video Coordinator:</b> Will Saxon
<b>Athletic Trainer:</b> Alex Brown
<b>Strength and Conditioning:</b> Bryce Daub
<b>Team Physician:</b> Dr. Brock Schnebel
<b>Equipment Manager:</b> Marco Griego
<b>Graduate Assistants:</b> Will McNeill, Anthony Rini
<b>Official Website:</b> SoonerSports.com

## OKLAHOMA'S LAST TIME OUT...

Oklahoma 69, Texas 67 ■ Saturday, Feb. 23, 2019 ■ Lloyd Noble Center ■ Norman, Okla.

Score by periods	1st	2nd	Total
Texas	28	39	67
<b>Oklahoma</b>	<b>42</b>	<b>27</b>	<b>69</b>

GAME LEADERS	OKLAHOMA	TEXAS
Points	James, 19	Febres, 15
Rebounds	James, 8	Hayes/Osetkowski, 6
Assists	Bieniemy, 8	Coleman, 5

- Oklahoma picked up another critical win in its hunt for the NCAA Tournament by defeating Texas, 69-67, on Saturday in Norman. The win snapped a three-game losing streak to OU's rival from Austin. Oklahoma has won six of its last seven games against Texas in Norman and improves to 55-40 in the all-time series.
  - Texas put up a game-winning 3-point attempt as time expired, but the shot was blocked by freshman guard Jamal Bieniemy. The rookie only scored two points in the contest but showed major contributions to the OU win with a career-high eight assists, five rebounds, two steals and two blocks. He committed only one turnover.
  - Senior guard Christian James led the Sooners in both scoring and rebounding with 19 points (4-of-8 from 3-point range) and eight boards. Junior forward Kristian Doolittle added 15 points and seven boards while sophomore forward Brady Manek poured in 12 points.
  - The Sooners got out to a hot start, shooting 56.7 percent from the field and 6-of-9 (.667) from 3-point range during the first half. Oklahoma put up 42 first-half points - its most in an opening frame during Big 12 play this season. Despite going 0-for-5 from deep in the second half, Oklahoma still found a way to fight past Texas.
  - Oklahoma won the rebounding battle 39-31. UT's 31 rebounds are tied for the fewest by an OU opponent this season.
- ## QUICK HITS
- Sometimes the key to victory can be as simple as making shots. Oklahoma is 17-0 when it holds a better shooting percentage than its opponents and 0-9 when the Sooners have worse shooting percentage (0-1 when the percentages are equal). Oklahoma is shooting .468 (.369 from 3-point range) in its 17 wins and .396 (.304 from deep) in its 10 losses. The Sooners are 11-2 when they shoot above 45 percent.
  - Oklahoma is the only school in the country with a win over a team from every major conference (Power Five + Big East).
  - OU sits at No. 39 in the NCAA's new NET Rankings. Oklahoma is the only team in the country that has not played a "Quadrant 4" game. OU's average opponent NET Ranking of 64 is the second best in the country, and the evaluation tool ranks OU's schedule as the 16th toughest in the country. OU is 14-2 in "Quadrant 2 and 3" games and 3-8 in "Quadrant 1" games.
  - The Sooners are 11-3 when limiting opponents to under 70 points and 4-1 when opponents score less than 60.
  - Oklahoma is 16-3 when it scores at least 30 points in the first half.
  - The Sooners are 13-1 when outrebounding their opponents. In its 16 wins, Oklahoma is winning the rebounding margin by an average of 5.0 boards.
  - OU opponents are shooting 39.7 percent from the field – the second lowest opponent field goal percentage in the conference and 20th nationally. The Sooners rank 18th in KenPom.com's adjusted defensive efficiency.
  - Oklahoma is 15th in the nation and first in the conference in defensive rebounding with 28.9 defensive boards per game. OU's 38.7 total rebounds per game rank first in the Big 12 and 36th nationally.
  - OU has three players ranked in the top 10 in rebounding in the Big 12: **Christian James** (sixth, 6.9), **Kristian Doolittle** (eighth, 6.6) and **Brady Manek** (ninth, 6.4). TCU is the only other school with multiple players (two) ranked in the top 10.
  - Oklahoma is 15-4 when outscoring its opponents in the paint. OU is averaging 34.4 paint points per game.
  - **Christian James** ranks fifth in the Big 12 in scoring (15.5) and sixth in rebounding (6.9). He is the only Big 12 guard averaging at least 15.0 points and 6.5 rebounds.
  - Sophomore forward **Brady Manek** has scored in double figures in eight of his last nine games (averaging 12.9 points during that stretch). One of the most consistent scorers during his two seasons in Norman, Manek boasts 640 career points. With at least five games remaining this season, Manek is 60 points shy of hitting 700 career points. Only four Sooners have recorded 700 total points in their freshman and sophomore seasons during the Big 12 era: **Blake Griffin** (1,278), **Trae Young** (876), **Willie Warren** (868) and **Buddy Hield** (756).
  - Oklahoma is the only Big 12 team with multiple players possessing at least five double-doubles. James leads the Sooners with six games of at least 10 points and 10 rebounds while Manek has produced five. Neither Manek or James owned a double-double in their career prior to this season. James and Manek are two of only four Big 12 players with season averages of at least 11.0 points and 6.5 rebounds.
  - The Sooners almost always have team success on nights that Manek is rolling. During his career, OU is 24-10 when Manek scores in double figures, 14-3 when he scores at least 15 points and 8-2 when he hit four or more 3-pointers.
  - Junior forward **Matt Freeman** has been making the most of his minutes in the last three games. During that stretch, he's scored at least five points in each game - totaling 17 points in 34 minutes of action since Feb. 11. He's shooting 3-of-7 from 3-point range in that time.

## OKLAHOMA IN THE LON KRUGER ERA

SINCE LON KRUGER WAS HIRED ON APRIL 1, 2011

Overall Record.....	157-101
Home.....	96-26
Road.....	30-54
Neutral.....	30-21
Record in Big 12 Regular Season Play.....	70-71
Home.....	49-21
Road.....	21-48
Record vs. Non-Conference Opponents.....	85-24
Home.....	47-5
Road.....	9-5
Neutral.....	29-14
vs. AP Top 25.....	32-46
Home.....	18-12
Road.....	8-24
Neutral.....	6-10
vs. AP Top 15.....	20-27
Home.....	10-7
Road.....	7-14
Neutral.....	3-5
vs. AP Top 10.....	13-22
Home.....	6-6
Road.....	5-12
Neutral.....	2-4
vs. AP Top 5.....	4-11
Home.....	2-4
Road.....	1-5
Neutral.....	1-2
vs. AP Ranked Big 12 Opponents.....	27-32
Home.....	18-8
Road.....	7-22
Neutral.....	1-2
vs. AP Ranked Non-Conference Opponents.....	6-10
Home.....	0-1
Road.....	1-1
Neutral.....	5-8
Both OU and Opponent are Ranked.....	23-18
Home.....	14-2
Road.....	5-12
Neutral.....	4-5

## TEAM HIGHS IN THE LON KRUGER ERA

Points.....	111 vs. Central Arkansas, 12/3/15
FG Made.....	42 vs. Ball State, 11/15/17
FG Attempted.....	88 vs. Kansas, 1/4/16
FG Percentage.....	.620 (31-50) vs. Baylor, 1/23/16
3FG Made.....	19 vs. TCU, 1/13/18
3FG Attempted.....	35 vs. Baylor, 3/13/14
3FG Percentage.....	.615 (8-13) vs. Okla. State, 1/12/13
FT Made.....	39 vs. Baylor, 2/23/13
FT Attempted.....	48 vs. Tulsa, 12/14/13
FT Percentage.....	1.000 (34-34) vs. Iowa State, 3/2/13
Total Rebounds.....	63 vs. S.C. State, 12/21/12
Assists.....	29 vs. Baylor, 1/23/16
Steals.....	16, Twice, Last: vs. Oral Roberts, 12/7/16
Blocks.....	14 vs. Texas Tech, 1/26/16
Opponent Turnovers.....	23, 3x, Last: vs. NW St, 12/19/17

## PLAYER HIGHS IN THE LON KRUGER ERA

Points.....	48, Trae Young vs. Oklahoma State, 1/20/18
Rebounds.....	18, Ryan Spangler vs. Kansas, 1/4/16
.....	18, Romero Osby vs. S.C. State, 12/21/11
Assists.....	22, Trae Young vs. Northwestern St, 12/19/17

## DOOLITTLE DOING IT ALL

► Junior forward **Kristian Doolittle** continues to show progress in his game as the season goes along. After averaging 7.2 points and 5.8 boards in the first 12 games of the season, Doolittle has averaged 13.0 points, 7.6 rebounds, 1.9 assists and 0.9 steals during conference games while shooting .472 from the field. During Big 12 play, Doolittle ranks in OU's top-three in points, rebounds, assists, blocks, steals, field goal percentage and free throw percentage.

► Doolittle has reached double-digit scoring in his last five games, including 21 points on 8-of-11 shooting last week against TCU followed by 15 points to defeat Texas.

► During his sophomore season, Doolittle averaged just 2.9 points and 4.3 rebounds.

## DO YOU KNOW BIENIEMY? GOTTA KNOW BIENIEMY.

► Freshman guard **Jamal Bieniemy** is expected to make his 11th appearance in the OU starting lineup on Monday. In his 10 previous starts, the rookie point guard has totaled 40 assists and only 12 turnovers in 323 minutes. OU's only scholarship freshman, Bieniemy boasts a season assist/turnover ratio of 3.2, which ranks second in the Big 12 and third among Division I freshmen.

► The lone Sooner rookie is climbing in the OU freshmen record book. His 88 assists rank ninth all time among Sooner freshmen while his 40 steals are the seventh most by an OU frosh. If Bieniemy can increase his totals to 100 assists and 50 steals, he would be just the fourth Sooner to produce such numbers in a freshman season.

## ZERO HAS BEEN THE HERO

► Senior guard **Christian James** has been the Sooners' go-to scorer this season. James entered the season as Oklahoma's top returning scorer (averaged 11.9 points per game in 2017-18) and has shown improvement in nearly all assets of his game. Through 27 games, James has scored at least 10 points in all but two contests – including seven games of 20 points.

► James failed to produce a double-double in his first 104 collegiate games but has produced at least 10 points and 10 boards in six games since Dec. 1 - the fourth most in the Big 12 this season.

► With an average of 15.5 points per game, James is fifth in the Big 12 scoring race. Seeing a Sooner towards the top of the Big 12's scoring list is nothing new for Oklahoma, as an OU player has led the Big 12 in scoring in three of the previous four seasons (**Trae Young** in 2017-18; **Buddy Hield** in 2015-16 and 2014-15).

► By scoring 20 points on Jan. 16 against Kansas State, James became the 45th Sooner to eclipse 1,000 points in an Oklahoma uniform (eighth in the **Lon Kruger** era). James ranks 33rd on the all-time OU scoring list with 1,132 career points.

► James also boasts 494 career rebounds. Should he reach 500 total boards, he will become just the sixth guard in OU history to produce 1,000 points and 500 rebounds in a career.

► James enters tonight's game with 161 career 3-pointers. He is eight away from cracking OU's all-time top 10 in the category. **Mookie Blaylock** is currently 10th in Sooner history with 169.

## TOUGH SCHEDULING...AGAIN

► In each of the past three seasons, ESPN's College Basketball Power Index has ranked the Sooners' strength of schedule as one of the top-five toughest in the country, and the Sooners have another chance to add to that in 2018-19, facing a gruelling double round-robin schedule in the Big 12 along with non-conference matchups against Florida, Wisconsin, Dayton, Wichita State, USC, Creighton, Northwestern and Vanderbilt.

► Eight of OU's nine Big 12 opponents (Baylor, Kansas, Kansas State, Oklahoma State, TCU, Texas, Texas Tech and West Virginia) qualified for the 2018 NCAA Tournament or NIT.

► Oklahoma is the only team in the country that has not played a "Quadrant 4" game. OU's average opponent NET Ranking of 64 is the second best in the country

## DIFFERENT GUY EVERY NIGHT

► Oklahoma head coach **Lon Kruger** has said all season that for the Sooners to be successful, they'll need contributions from different guys each night. The Sooners have seen just as their roster features eight players averaging at least four points and five averaging at least eight points.

► All nine Sooners in Kruger's main rotation have multiple games of 10-or-more points. Six different Sooners boast at least eight games of double-digit scoring.

► The Sooners have had at least three players reach double-digit scoring in all 17 of their wins.

## DOOLITTLE IN BIG 12 PLAY

Category	Average	Rank on Team
Points	13.0	T-1
Rebounds	7.6	1
Assists	1.9	T-2
Field Goal Percentage	.472	3
Blocks	0.8	2
Steals	0.9	3

## CHARTING JAMES' IMPROVEMENT

Category	First Three Seasons	2018-19
Points Per Game	7.4	15.5
Games of 20-Plus Points	2	7
Games of Four-Plus 3-Pointers	6	3
Longest Streak of Scoring 15 Points	3	6
Double-Doubles	0	6

## CLIMBING THE CAREER LADDER

Rank/Sooner	Career Points
29. Corey Brewer	1,211
30. Les Lane	1,180
31. Brent Price	1,173
32. Willie Rogers	1,153
33. Christian James	1,113

## EVERY YEAR IS A GAUNTLET

Season	Strength of Schedule Rank*
2018-19	11
2017-18	4
2016-17	1
2015-16	2
2014-15	7

\*According to ESPN's College Basketball Power Index



## WHERE OKLAHOMA RANKS...

Through Feb. 24

Offensive Stats	Big 12	NCAA
Points	71.1	7
Rebounds	38.7	1
Assists	12.8	9
FG %	.442	6
3FG%	.337	8
FT%	.681	8
Turnovers	12.4	4

Defensive Stats	Big 12	NCAA
Points Allowed	67.3	6
Opp. FG%	.397	2
Opp. 3FG%	.333	6
Steals	5.9	9
Blocks	3.5	9
Opp. Turnovers	12.4	9

## OKLAHOMA IN THE POLLS

WEEK	AP	COACHES
Preseason	-	-
Nov. 12	-	-
Nov. 19	-	-
Nov. 26	-	-
Dec. 3	RV	-
Dec. 10	RV	RV
Dec. 17	RV	RV
Dec. 24	25	RV
Dec. 31	23	25
Jan. 7	23	22
Jan. 14	20	19
Jan. 21	RV	RV
Jan. 28	RV	RV
Feb. 4	-	-
Feb. 11	-	-
Feb. 18	-	-

## 2018-19 AWARDS AND WATCH LISTS

### Christian James

12.10 Big 12 Player of the Week

### Miles Reynolds

12.26 Big 12 Newcomer of the Week

## WHERE THE SOONERS RANK IN THE BIG 12

Through Feb. 24

### Scoring

5. Christian James ..... 15.5

### Rebounds

6. Christian James ..... 6.9

8. Kristian Doolittle ..... 6.6

9. Brady Manek ..... 6.4

### Assists

9. Jamal Bienenmy ..... 3.3

### Blocks

6. Jamuni McNeace ..... 1.0

### Steals

6. Jamal Bienenmy ..... 1.5

### 3-Point Field Goals

5. Christian James ..... 2.0

### Field Goal Percentage

7. Kristian Doolittle ..... .500

## IN DEFENSE OF CHANGING STYLES

► The Sooners have completely shifted their style of play from 2017-18 to 2018-19. Head coach **Lon Kruger** has shown the flexibility to adjust his style of play to the personnel on his roster. Last season, the Sooners played a fast-tempo, high-scoring style through national rookie of the year **Trae Young**. As the first player to lead the country in scoring and assists, Young drove the Sooners offense to score 84.9 points per game – the fifth most of any team last season and the eighth most in program history. The Sooners' 2017-18 tempo was the second fastest among major-conference teams with an average possession of only 14.0 seconds. Due to the speed of play and emphasis on free-flowing offense, the Sooners gave up an average of 81.7 points per game on the defensive end.

► This season, the Sooners are focusing much more on the defensive side – using their athleticism and length to force opponents deep into the shot clock and showing improvement in contesting shots. OU opponents are averaging 67.3 points per game and shooting 39.7 percent from the field (ranks second in the Big 12, 20th in the nation).

► Oklahoma's defense has been especially disruptive late in the game. In OU's 17 wins, its opponents are shooting a combined 34.9 percent (23.7 percent from 3) in the final 15 minutes of the game.

► OU has held its opponent to 60 or fewer points in six games (did so only once last season).

► The Sooners have held their opponents to 30 or fewer points in the first half on 10 occasions this season (did so zero times last season).

► OU opponents have shot under 32 percent in five games this season.

► Oklahoma's opponents are averaging 32.0 points in the first half. OU opponents scored 32 or fewer first half points on only five occasions last season.

## SENIOR-HEAVY SOONERS

► Last season's Sooner squad was one of the youngest teams in both the Big 12 and the country. With nine freshmen and sophomores and only one senior, Oklahoma was the second least-experienced team in the conference, according to KenPom.com. The analytics website's formula, based on age and collegiate playing experience, ranked the Sooners 304 out of 351 Division I teams in experience. It will be a different story for Oklahoma this season, as its roster now features eight seniors or graduate students and only one scholarship freshman. Using the same KenPom experience metric, Oklahoma is 28th in experience this season and No. 1 among teams from major conferences.

► Through the combination of time and targeting experienced transfers in recruiting, the Sooners now boast the most seniors and graduates of any team in the Big 12. With seven more seniors/graduates than 2017-18, Oklahoma owns the largest-known increase of seniors in NCAA Division I this season.

► The Sooners' average age on opening night in 2017 was 19.9. On the day of OU's 2018 season opener (Nov. 9), the Oklahoma roster was an average age of 21.1 and the oldest in the Big 12.

► **Christian James**, **Rashard Odomes** and **Jamuni McNeace** form the core group of OU seniors, as all three have spent at least three years in the Sooners' program. The trio combines for 338 games of collegiate experience and 146 starts. Both James and Odomes have been consistent members of OU's starting lineup over the past three seasons, while McNeace continued to see his role expanded as the 2017-18 season progressed. James' 11.9 points per game last season are the most among returning players while McNeace led Sooner returners in rebounds (5.4) and blocked shots (1.4). With a 7-foot-4 wingspan and one of the most athletic builds on the team, McNeace is gearing towards having a breakout senior season as the Sooners' starting center.

► Oklahoma also installed significant experience and leadership into its roster through the addition of two graduate transfer guards: **Aaron Calixte** and **Miles Reynolds**. An experienced point guard from the University of Maine, Calixte brings career averages of 11.6 points and 3.0 assists. Reynolds joins the Sooners after two seasons at Pacific, where he scored 13.3 points a game last season. In the team's annual player poll, Reynolds' teammates voted him the best vocal leader and one of OU's best leaders by example.

## IT'S NOT WHERE YOU START...

► Oklahoma was voted eighth in the Big 12 Conference's 2018-19 preseason poll. OU has finished as well or better in the conference standings than predicted in five of its seven previous seasons under Kruger. Kruger's OU teams have surpassed their win total from each subsequent season in six of the last seven years.

## HIGH-SCORING OFFENSE TO LOCKDOWN D

	2017-18 Avg. NCAA Rank	2018-19 Avg. NCAA Rank
Scoring Offense	84.9	5
Scoring Defense	81.7	337
FG% Defense	.443	200
		.397
		20

## OLDER OVERNIGHT

	2017-18	2018-19
Average Age of Roster*	19.9	21.1
Roster Age Rank in Big 12	Second-Youngest	Oldest
Seniors/Graduates	1	8
Number of Seniors Rank in Big 12	Fewest	Most
KenPom.com Roster Experience Ranking	No. 304	No. 28

\*On Opening Night

## SENIORS AND GRADUATES TO WATCH

Player	2017-18 Scoring Average	Career Games*	2017-18 School
Aaron Calixte	16.9	97	Maine
Miles Reynolds	13.3	87	Pacific
Christian James	11.9	97	Oklahoma
Rashard Odomes	7.2	79	Oklahoma
Jamuni McNeace	6.8	90	Oklahoma

\*Heading into the 2018-19 season



## #NBASooners

► With **Trae Young**'s selection as the fifth overall pick in 2018 NBA Draft, he became the fourth Sooner to be drafted in the Kruger era and the third OU guard to hear his name called on draft night in the past three years. Over the past 10 seasons, Oklahoma boasts seven NBA Draft selections, including three lottery picks.

**Blake Griffin** was selected as the No. 1 overall pick in 2009 and **Buddy Hield** was taken with the sixth choice in 2016.

► OU is the only school with multiple guards (Hield and Young) selected in the top six over the last three NBA Drafts.

► Oklahoma and Duke are the only schools with multiple top-six picks over the last three drafts.

► Griffin, Hield and Young were all drafted in the top six of their respective drafts. Over the past decade, only Kentucky (eight), Duke (six) and Kansas (four) have more top-six draft picks than Oklahoma.

► Over the last three drafts, Oklahoma has as many top-10 draft picks (two) as the rest of the Big 12 combined (Kansas' Josh Jackson in 2017 as Texas' Mo Bamba in 2018).

► Oklahoma's three top-10 NBA Draft picks in the last 10 years are the second most in the Big 12 and fifth most in the nation during that stretch.

► The NBA trio of Griffin, Hield and Young have gotten off to a hot start in the 2018-19 season. Oklahoma and Kentucky are the only schools with three NBA players who averaged over 18 points in the month of October.

► Young was named the Eastern Conference Rookie of the Month for October/November after leading all first-year players in the East with 15.6 points and 7.6 assists per game during first two months of the season, compiling an NBA rookie-best seven point/assist double-doubles. He strung together three consecutive contests with at least 10 points and 10 assists from Nov. 1-6, becoming the first rookie with three straight point/assist doubles within his first 10 career games since John Wall in 2010.

► In total, Oklahoma has seen 49 Sooners selected into the NBA Draft, including 10 first-round picks and seven lottery selections.

## MARCH TO MADNESS

► Oklahoma aims to continue its trend of dancing in March under head coach Lon Kruger. Since 2013 (Kruger's second season at OU), the Sooners have reached the NCAA Tournament on five occasions. Oklahoma is one of only three Big 12 programs to have its name called on five of the last six Selections Sundays. Under Kruger, the Sooners have reached the Sweet 16 twice along with a trip to the 2016 Final Four.

► Oklahoma has reached the Big Dance 26 times in the past 35 years. The Sooners' 26 NCAA Tournament appearances since 1984 are the 10th most in the nation during that span, behind only Kansas, Duke, North Carolina, Arizona, Connecticut, Kentucky, Michigan State, Syracuse and UCLA.

## KRUGER INKS TOP-10 RECRUITING CLASS

► Oklahoma men's basketball head coach **Lon Kruger** announced the Sooners' highly-anticipated 2019 recruiting class on Nov. 15. The Sooners' recruiting class is listed in the top 10 nationally by both ESPN (No. 8) and 247Sports (No. 9) and is ranked No. 11 by Rivals. Both ESPN and 247 also list Oklahoma's incoming class as the best in the Big 12.

► The class is comprised of three high school seniors all ranked in the top 100 nationally along with two experienced junior college transfers. Making up the signing class are guards **De'Vion Harmon** (Denton, Texas) and **Alondes Williams** (River Grove, Ill.), forwards **Jalen Hill** (Las Vegas, Nev.) and **Victor Iwuakor** (Sulphur Springs, Texas) and center **Corbin Merritt** (Tallahassee, Fla.).

## THEM BOYS UP TO SOMETHING...

► Jordan Brand continues to expand both on the court and on the field. On Nov. 9, 2017, the brand welcomed the University of Oklahoma to the family, making it just the fifth collegiate basketball program and third football program to represent the Jumpman. The Sooners' uniforms are now in their first season of featuring the iconic Jumpman logo. The partnership includes the football team and the men's and women's basketball teams. Oklahoma joins Florida, Michigan and North Carolina as the only schools to wear the Jumpman on its football and basketball uniforms.

## GRIFFIN GIVES BACK

► The Griffin Family Performance Center is an 18,400-gross-square foot training center located just south of the men's and women's basketball's two existing practice gyms. The performance center, which opened this past summer, was designed to help enhance the strength and conditioning training facilities for both men's and women's programs, as well as other Sooner student-athletes. The center was primarily financed through a generous gift from Oklahoma alum **Blake Griffin** – the 2009 consensus national player of the year and the No. 1 overall pick in that year's NBA Draft.

## COACHING LEGEND

► In his 33 seasons as a collegiate head coach, **Lon Kruger** has built his career on the foundation of hard work, humility, integrity and service. From becoming the first Division I coach to guide five different schools to the NCAA Tournament to his dedicated work with Coaches vs. Cancer, Kruger has established a reputation as a genuine leader, winning coach and community champion. The John R. Wooden Award has recognized Kruger's accolades both on and off the court by selecting him as this season's recipient of its Legends of Coaching Award. The honor was announced in October by Nan Wooden, daughter of Hall of Fame coach John Wooden.

► Created in 1999, the Legends of Coaching honor recognizes college coaches who exemplify Coach Wooden's high standard of coaching success and personal integrity. The honorees are selected based on character, success on the court, graduation rate of student-athletes in their basketball program, coaching philosophy and identification with the goals of the John R. Wooden Award. As this year's recipient, Kruger joins a prestigious list of previous honorees that includes Geno Auriemma, Jim Boeheim, Jim Calhoun, Billy Donovan, Tom Izzo, Mike Krzyzewski, Lute Olson, Bill Self, Dean Smith, Pat Summit and Roy Williams. Kruger will be awarded the honor during the fifth annual ESPN College Basketball Awards on April 12, 2019.

► Kruger is the first Division I coach to take five different schools to the NCAA Tournament and the only coach to win an NCAA Tournament game with five different programs. In 2015 he became the first coach since the NCAA Tournament expanded to 64 teams in 1985 to take four programs to the Sweet 16 or beyond. He has reached the Final Four in 1994 (Florida) and 2016 (Oklahoma) and owns the 10th-most victories (619) among active Division I head coaches.

► Kruger's success at Oklahoma has been evident throughout the country, taking a Sooners team that went 27-36 (.429) in the two seasons prior to his arrival to reaching the Final Four just five years into the job. Since 2011, Kruger has racked up five NCAA Tournament appearances, coached four NBA Draft picks, a national player of the year (**Buddy Hield**), a national freshman of the year (**Trae Young**) and was named the 2014 AP Big 12 Coach of the Year.

► Kruger has also shown a passion for community leadership, particularly in the fight against cancer. This summer, he was named council chair of Coaches vs. Cancer, a nationwide program partnering with the American Cancer Society and the NABC. Kruger has been a member of the Coaches vs. Cancer Council since 2007 and has been a longtime supporter of the American Cancer Society. As founder and chairman of the Coaches vs. Cancer Las Vegas Golf Classic, Kruger's leadership has helped the event raise over \$3.5 million over the last 11 years.

## NCAA TOURNAMENTS IN THE LAST SIX SEASONS

Team	No.
Kansas	6
<b>Oklahoma</b>	<b>5</b>
Iowa State	5
Baylor	4
Kansas State	4
Oklahoma State	4
Texas	4
West Virginia	4
Texas Tech	2
TCU	1

## RESULTS AND GAME LEADERS

Date	Opponent	W/L	Score	Margin	Attend.	Points Leader	Rebounds Leader	Assists Leader
11/9	at UTRGV	W	91-76	+15	5,071	James - 29	Manek/McNeace - 12	Bieniemy - 4
11/12	at UTSA	W	87-67	+20	2,494	James - 24	Doolittle/Manek - 11	Bieniemy/Calixte - 4
11/18	Wofford	W	75-64	+11	8,432	Manek - 18	Manek - 11	James - 3
11/21	vs. Florida	W	65-60	+5	1,401	James - 18	Manek - 10	Four Players - 2
11/22	vs. No. 25 Wisconsin	L	58-78	-20	1,182	James - 18	McNeace - 6	Calixte/Bieniemy - 2
11/23	vs. Dayton	W	65-54	+11	1,052	James - 21	McNeace - 8	James - 4
11/27	North Texas	W	73-57	+16	6,553	Reynolds - 17	McNeace - 10	James - 4
12/4	vs. Notre Dame	W	85-80	+5	8,449	James - 25	James - 10	Bieniemy/Calixte - 4
12/8	Wichita State	W	80-48	+32	7,015	James/Reynolds - 14	James - 13	Bieniemy/Calixte - 3
12/15	USC	W	81-70	+11	7,170	Reynolds - 20	James - 15	Bieniemy - 6
12/18	Creighton	W	83-70	+13	8,020	Manek - 18	James - 12	Calixte/Reynolds - 4
12/21	at Northwestern	W	76-69 (OT)	+7	7,039	Doolittle - 14	Doolittle/James - 9	Calixte - 6
1/2	at No. 5 Kansas	L	63-70	-7	16,300	Manek - 16	James - 12	Calixte - 3
1/5	Oklahoma State	W	74-64	+10	10,906	Doolittle - 16	James - 11	Bieniemy - 5
1/8	at No. 8 Texas Tech	L	59-66	-7	14,090	James - 14	Doolittle - 8	Bieniemy - 5
1/12	No. 25 TCU	W	76-74	+2	8,005	Doolittle - 24	Doolittle - 10	Calixte/James - 4
1/16	Kansas State	L	61-74	-13	7,597	James - 20	James - 7	Doolittle - 4
1/19	at Texas	L	72-75	-3	11,991	James - 20	Doolittle - 8	Bieniemy/Doolittle - 2
1/23	at Oklahoma State	W	70-61	+9	11,086	Bieniemy - 17	Doolittle - 7	Doolittle/Odomes - 5
1/26	Vanderbilt	W	86-55	+31	8,848	James - 21	Bieniemy/James - 5	Bieniemy - 7
1/28	Baylor	L	47-77	-30	10,193	Doolittle - 12	James - 7	Bieniemy - 6
2/2	at West Virginia	L	71-79	-8	11,611	Manek - 18	Doolittle - 12	Bieniemy - 5
2/4	No. 17 Iowa State	L	74-75	-1	8,889	Doolittle - 19	Doolittle - 9	Five Players - 2
2/9	No. 18 Texas Tech	L	54-66	-12	9,463	Odomes - 14	Manek - 11	Bieniemy - 3
2/11	at Baylor	L	53-59	-6	4,517	Doolittle - 14	Odomes - 10	Bieniemy - 3
2/16	at TCU	W	71-62	+9	6,464	Doolittle - 21	Doolittle - 10	Doolittle/James - 5
2/23	Texas	W	69-67	+2	9,116	James - 19	James - 8	Bieniemy - 8

POINTS, REBOUNDS AND ASSISTS

Date	Opponent	0 JAMES	1 ODOMES	2 CALIXTE	3 REYNOLDS	4 MCNEACE	5 FREEMAN	14 LAZENBY	21 DOOLITTLE	22 GEHA	24 BIENIEMY	32 STRELLER	35 MANEK	44 PÖLLÄ	52 KUATH
11/9	at UTRGV	<u>29-3-1</u>	7-1-1	<u>15-2-3</u>	6-2-1	<u>9-12-1</u>	3-0-1	DNP	<u>7-3-1</u>	DNP	1-1-4	DNP	<u>12-12-2</u>	0-1-0	2-2-1
11/12	at UTSA	<u>24-3-1</u>	2-1-0	<u>18-2-4</u>	7-2-0	<u>8-3-1</u>	0-3-1	DNP	<u>8-11-1</u>	DNP	8-2-4	DNP	<u>10-11-1</u>	0-1-0	2-1-0
11/18	Wofford	<u>15-5-3</u>	0-1-1	<u>7-2-2</u>	12-1-1	<u>4-4-0</u>	11-2-2	DNP	<u>8-9-1</u>	DNP	0-0-0	0-0-0	<u>18-11-1</u>	0-0-0	0-1-0
11/21	vs. Florida	<u>18-7-1</u>	11-3-1	<u>4-3-2</u>	4-1-2	<u>11-6-2</u>	3-2-1	DNP	<u>2-8-1</u>	DNP	4-5-2	DNP	<u>6-10-1</u>	0-0-0	2-0-0
11/22	vs. Wisconsin	<u>18-2-1</u>	7-2-1	<u>10-2-2</u>	1-1-0	<u>5-6-0</u>	2-0-1	DNP	<u>9-5-0</u>	DNP	3-2-2	DNP	<u>3-5-0</u>	DNP	0-1-0
11/23	vs. Dayton	<u>21-5-4</u>	0-0-1	<u>2-4-3</u>	17-4-0	<u>16-8-2</u>	3-2-1	DNP	<u>0-1-0</u>	DNP	3-1-3	DNP	<u>3-7-1</u>	DNP	0-0-0
11/27	North Texas	<u>9-2-4</u>	3-1-0	<u>7-2-3</u>	17-3-1	<u>16-10-0</u>	0-2-1	DNP	<u>8-3-0</u>	DNP	3-6-0	DNP	<u>10-8-3</u>	0-0-0	DNP
12/4	vs. Notre Dame	<u>25-10-3</u>	2-5-3	<u>12-3-4</u>	<u>9-4-3</u>	DNP	11-4-1	DNP	<u>6-3-0</u>	DNP	3-1-4	DNP	<u>17-8-1</u>	0-1-0	DNP
12/8	Wichita State	<u>14-13-2</u>	4-6-0	<u>10-3-3</u>	<u>14-4-2</u>	DNP	11-3-0	DNP	<u>6-8-0</u>	2-0-0	5-4-3	0-0-0	<u>8-3-0</u>	6-3-0	DNP
12/15	USC	<u>16-15-2</u>	7-0-0	<u>8-2-4</u>	<u>20-4-0</u>	2-3-1	6-2-0	DNP	<u>5-5-0</u>	DNP	2-5-6	DNP	<u>15-5-1</u>	0-0-0	DNP
12/18	Creighton	<u>14-12-0</u>	13-1-0	<u>2-4-4</u>	<u>13-4-4</u>	<u>4-1-0</u>	3-4-1	DNP	13-5-1	DNP	3-1-2	DNP	<u>18-5-1</u>	DNP	DNP
12/21	at Northwestern	<u>12-9-2</u>	13-3-1	<u>9-4-6</u>	<u>11-5-2</u>	2-2-1	2-3-0	DNP	<u>14-9-2</u>	DNP	4-3-5	DNP	<u>9-5-0</u>	DNP	DNP
1/2	at Kansas	<u>11-12-2</u>	0-1-0	<u>10-1-3</u>	<u>7-3-2</u>	0-1-0	0-1-0	DNP	<u>12-8-2</u>	DNP	7-0-0	DNP	<u>16-11-0</u>	DNP	DNP
1/5	Oklahoma State	<u>14-11-0</u>	8-3-2	<u>8-5-2</u>	<u>8-3-2</u>	1-3-1	3-1-0	DNP	<u>16-8-0</u>	DNP	3-3-5	DNP	<u>15-5-0</u>	DNP	DNP
1/8	at Texas Tech	<u>14-6-1</u>	6-1-0	<u>8-1-3</u>	<u>4-4-1</u>	2-1-0	0-0-0	DNP	<u>9-8-0</u>	DNP	3-5-5	DNP	<u>13-7-1</u>	DNP	DNP
1/12	TCU	<u>15-8-4</u>	1-0-0	<u>12-1-4</u>	2-3-3	<u>6-6-1</u>	0-0-0	DNP	<u>24-10-0</u>	DNP	4-1-2	DNP	<u>12-5-0</u>	DNP	DNP
1/16	Kansas State	<u>20-7-3</u>	17-4-2	<u>6-1-1</u>	3-1-1	<u>0-2-0</u>	0-1-0	DNP	<u>7-5-4</u>	DNP	3-0-1	DNP	<u>5-5-0</u>	DNP	DNP
1/19	at Texas	<u>20-7-1</u>	<u>11-2-1</u>	3-1-1	3-2-1	6-3-0	0-1-0	DNP	<u>9-8-2</u>	DNP	<u>11-2-2</u>	DNP	<u>9-5-0</u>	DNP	DNP
1/23	at Oklahoma State	<u>5-5-2</u>	<u>11-4-5</u>	0-0-1	2-2-2	13-3-0	DNP	DNP	<u>7-7-5</u>	DNP	<u>17-3-1</u>	DNP	<u>15-3-1</u>	DNP	DNP
1/26	Vanderbilt	<u>21-5-2</u>	<u>14-3-3</u>	8-1-1	9-1-2	2-3-0	4-1-0	DNP	<u>4-3-0</u>	2-0-0	<u>0-5-7</u>	0-1-0	<u>16-4-0</u>	6-2-0	DNP
1/28	Baylor	<u>8-7-2</u>	<u>6-1-2</u>	5-2-0	11-1-0	2-4-0	0-0-0	DNP	<u>12-6-1</u>	DNP	<u>0-3-6</u>	DNP	<u>3-5-0</u>	DNP	DNP
2/2	at West Virginia	<u>10-2-2</u>	<u>5-1-1</u>	17-1-3	6-3-0	2-3-0	DNP	DNP	<u>7-12-1</u>	DNP	<u>3-0-5</u>	DNP	<u>18-4-0</u>	3-2-0	DNP
2/4	Iowa State	<u>10-4-2</u>	9-3-2	<u>3-2-1</u>	4-3-1	2-3-0	DNP	DNP	<u>19-9-2</u>	DNP	<u>5-1-2</u>	DNP	<u>16-2-2</u>	DNP	DNP
2/9	Texas Tech	<u>11-8-0</u>	14-4-0	<u>0-2-1</u>	2-0-2	DNP	0-0-0	DNP	<u>10-4-2</u>	DNP	<u>6-2-3</u>	DNP	<u>11-11-1</u>	0-1-0	DNP
2/11	at Baylor	<u>11-8-2</u>	<u>7-10-1</u>	2-0-1	0-2-1	DNP	5-1-0	DNP	<u>14-4-2</u>	DNP	<u>3-2-3</u>	DNP	<u>11-5-1</u>	DNP	DNP
2/16	at TCU	<u>14-1-5</u>	<u>4-3-0</u>	0-1-1	7-1-0	2-2-0	6-3-0	DNP	<u>21-10-5</u>	DNP	<u>3-2-3</u>	DNP	<u>14-7-4</u>	DNP	DNP
2/23	Texas	<u>19-8-1</u>	<u>6-2-2</u>	0-0-0	5-1-0	4-1-0	6-1-0	DNP	<u>15-7-1</u>	DNP	<u>2-5-8</u>	DNP	<u>12-5-1</u>	DNP	DNP

Starters Underlined



GAME-BY-GAME TEAM STATS

		FG-A	Pct.	3FG-A	Pct.	FT-A	Pct.	O-D-T	PF	A	TO	B	S	1	2	TP
11/9	at UTRGV Oklahoma	29-69 29-58	.420 .500	9-19 11-23	.474 .478	9-17 22-31	.529 .710	12-25-37 10-33-43	25 22	16 16	15 15	3 7	10 8	31 43	45 48	76 91
11/12	at UTSA Oklahoma	26-73 35-69	.356 .507	9-29 8-19	.310 .421	6-7 9-11	.857 .818	16-26-42 9-32-41	16 13	13 13	20 14	3 5	5 8	29 39	38 48	67 87
11/18	Wofford at Oklahoma	24-64 25-58	.375 .431	10-32 6-18	.313 .333	6-13 19-30	.462 .633	10-28-38 12-33-45	24 15	12 11	9 7	2 0	4 5	38 37	26 38	64 75
11/21	vs. Florida Oklahoma	23-59 25-64	.390 .391	11-28 4-18	.392 .222	3-11 11-15	.273 .733	7-27-34 15-33-48	14 13	15 13	11 14	6 8	9 6	30 32	30 33	60 65
11/22	No. 25 Wisconsin vs. Oklahoma	28-59 24-51	.475 .471	14-22 5-13	.636 .385	8-11 5-11	.727 .455	10-23-33 9-22-31	12 14	16 7	8 15	3 7	8 5	31 28	47 30	78 58
11/23	Dayton vs. Oklahoma	19-60 21-50	.317 .420	6-24 6-18	.250 .333	10-15 17-21	.667 .810	12-24-36 6-32-38	17 18	12 15	9 8	2 4	6 4	28 34	26 31	54 65
11/27	North Texas at Oklahoma	19-69 25-53	.275 .472	6-26 6-17	.231 .353	13-17 17-33	.765 .515	14-27-41 7-35-42	26 15	8 12	17 16	1 4	8 8	27 29	30 44	57 73
12/4	vs. Notre Dame Oklahoma	31-74 32-68	.419 .471	7-25 15-29	.280 .517	11-19 6-8	.579 .750	12-30-42 8-35-43	13 18	13 19	4 12	3 4	7 3	36 43	44 42	80 85
12/8	Wichita State at Oklahoma	15-62 26-59	.242 .441	5-27 10-25	.185 .400	13-15 18-22	.867 .818	11-22-33 14-38-52	17 15	5 10	15 18	2 2	6 7	27 35	21 45	48 80
12/15	USC at Oklahoma	23-66 30-61	.348 .492	6-20 6-18	.300 .333	18-25 15-25	.720 .600	13-26-39 9-35-44	24 20	11 14	18 17	2 2	5 7	28 40	42 41	70 81
12/18	Creighton at Oklahoma	29-63 30-58	.460 .517	7-30 5-17	.233 .294	5-14 18-28	.357 .643	9-26-35 8-31-39	21 19	10 13	18 14	1 5	4 2	33 47	37 36	70 83
12/21	at Northwestern Oklahoma	28-66 32-75	.424 .427	8-23 5-21	.348 .238	5-9 7-10	.556 .700	8-28-36 18-34-52	13 16	20 19	10 12	10 3	7 6	32 32	34   3 34   10	69 76
1/2	at No. 5 Kansas No. 23 Oklahoma	26-63 25-62	.413 .403	4-21 5-22	.190 .227	14-22 8-13	.636 .615	12-30-42 11-29-40	17 17	10 9	14 17	6 2	11 5	40 25	30 38	70 63
1/5	Oklahoma State at No. 23 Oklahoma	22-64 21-58	.344 .362	6-26 7-28	.231 .250	14-21 25-36	.667 .694	9-30-39 15-36-51	25 20	10 12	9 12	1 2	3 4	32 38	32 36	64 74
1/8	at No. 8 Texas Tech No. 23 Oklahoma	22-49 20-62	.449 .323	5-19 9-29	.263 .310	17-17 10-14	1.000 .714	3-28-31 16-22-38	14 18	11 11	14 14	8 2	8 7	31 35	35 24	66 59
1/12	No.25 TCU at No. 23 Oklahoma	25-72 27-55	.347 .491	12-27 5-15	.444 .333	12-16 17-25	.750 .680	17-25-42 4-32-36	19 10	15 14	12 9	2 9	5 8	43 37	31 39	74 76
1/16	Kansas State at No. 20 Oklahoma	29-58 22-47	.500 .468	10-22 5-18	.455 .278	6-7 12-23	.857 .522	11-20-31 9-19-28	14 16	15 12	10 16	0 1	8 6	30 24	44 37	74 61
1/19	at Texas No. 20 Oklahoma	25-55 27-61	.455 .443	5-22 7-17	.227 .412	20-25 11-13	.800 .846	10-26-36 9-23-32	13 18	8 8	6 6	6 3	2 5	29 24	46 48	75 72
1/23	at Oklahoma State Oklahoma	22-52 26-52	.423 .500	12-27 6-18	.444 .333	5-7 12-16	.714 .750	8-23-31 5-23-28	14 11	15 17	13 6	4 2	4 8	37 31	24 39	61 70
1/26	Vanderbilt at Oklahoma	21-57 36-65	.368 .554	5-21 7-23	.238 .304	8-12 7-9	.667 .778	10-24-34 7-29-36	13 13	7 15	22 12	3 4	7 11	23 41	32 45	55 86
1/28	Baylor at Oklahoma	31-57 15-55	.544 .273	10-20 4-20	.500 .200	5-11 13-17	.455 .765	8-31-39 9-23-32	19 14	17 11	12 14	5 3	9 3	39 21	38 26	77 47
2/2	at West Virginia Oklahoma	25-59 21-50	.424 .420	7-22 8-21	.318 .381	22-33 21-29	.667 .724	18-28-46 7-23-30	25 28	9 12	12 15	1 1	9 7	33 26	46 45	79 71
2/4	No. 17 Iowa State at Oklahoma	28-63 28-65	.444 .431	10-30 8-21	.333 .381	9-13 10-12	.692 .833	13-28-41 11-25-36	13 13	12 12	11 7	6 5	7 2	35 36	40 38	75 74
2/9	No. 18 Texas Tech at Oklahoma	23-54 21-58	.426 .362	10-22 4-14	.455 .286	10-12 8-12	.833 .667	9-29-38 10-25-35	18 17	15 9	14 14	7 1	7 7	35 24	31 30	66 54
2/11	at Baylor Oklahoma	21-54 21-54	.389 .389	10-22 3-16	.455 .188	7-10 8-15	.700 .533	11-23-34 13-20-33	14 11	15 10	10 10	5 2	5 8	31 31	28 22	59 53
2/16	at TCU Oklahoma	23-65 27-54	.354 .500	9-32 7-16	.281 .438	7-8 10-13	.875 .769	15-20-35 5-28-33	15 9	14 18	13 12	4 3	9 5	30 32	32 39	62 71
2/23	Texas at Oklahoma	25-61 28-58	.410 .483	10-31 6-14	.323 .429	7-9 7-12	.778 .583	7-24-31 9-30-39	16 12	11 13	8 9	7 3	7 4	28 42	39 27	67 69

SCORING + SPECIALTY STATS

Date	Opponent	First Half		Second Half		Total		Starters		Bench		In the Paint		Fast Break		Second Chance		Off Turnovers	
		OU	Opp.	OU	Opp.	OU	Opp.	OU	Opp.	OU	Opp.	OU	Opp.	OU	Opp.	OU	Opp.	OU	Opp.
11/9	at UTRGV	43	31	48	45	91	76	72	51	19	25	34	28	28	13	4	9	18	19
11/12	at UTSA	39	29	48	38	87	67	68	56	19	11	52	32	17	8	13	11	21	15
11/18	Wofford	37	38	38	26	75	64	52	47	23	17	26	20	2	0	12	7	5	11
11/21	vs. Florida	32	30	33	30	65	60	41	34	24	26	38	18	2	6	9	9	10	17
11/22	vs. Wisconsin	28	31	30	47	58	78	45	57	13	21	30	26	0	0	7	12	8	13
11/23	vs. Dayton	34	28	31	26	65	54	42	45	23	9	28	26	4	6	3	13	9	8
11/27	North Texas	29	27	44	30	73	57	50	38	23	19	38	24	8	0	15	12	15	12
12/4	vs. Notre Dame	43	36	42	44	85	80	69	50	16	30	26	46	12	11	4	14	7	15
12/8	Wichita State	35	27	45	21	80	48	52	30	28	18	30	16	6	2	10	11	19	12
12/15	USC	40	28	41	42	81	70	64	51	17	19	44	28	10	0	4	10	15	19
12/18	Creighton	47	33	36	37	83	70	51	53	32	17	44	42	4	4	8	6	18	14
12/21	at Northwestern	32	32	34	34	76	69	43	57	33	12	44	26	13	5	13	5	10	0
1/2	at Kansas	25	40	38	30	63	70	56	63	7	7	32	40	6	12	6	13	14	22
1/5	Oklahoma State	38	32	36	32	74	64	61	40	13	24	24	26	2	4	7	9	12	12
1/8	at Texas Tech	35	31	24	35	59	66	48	54	5	2	18	24	5	2	16	4	14	13
1/12	TCU	37	39	43	31	76	74	69	42	7	32	36	26	8	2	7	8	21	7
1/16	Kansas State	24	30	37	44	61	74	38	66	23	8	30	20	4	6	4	8	8	18
1/19	at Texas	24	29	48	46	72	75	60	68	12	7	24	34	2	0	9	13	11	5
1/23	at Oklahoma State	31	37	39	24	70	61	55	52	15	9	38	16	11	7	11	11	21	4
1/26	Vanderbilt	41	23	45	32	86	55	55	44	31	11	52	30	7	2	11	2	22	8
1/28	Baylor	21	39	26	38	47	77	29	49	18	28	38	18	2	11	8	8	12	20
2/2	at West Virginia	26	33	45	46	71	79	43	45	28	34	22	30	2	0	9	27	17	18
2/4	Iowa State	36	38	35	40	74	75	53	55	21	24	30	36	4	6	9	16	13	9
2/9	Texas Tech	24	35	30	31	54	66	38	42	16	24	30	20	4	7	3	11	12	7
2/11	at Baylor	31	31	22	28	53	59	46	35	7	24	28	22	4	0	9	13	6	10
2/16	at TCU	32	30	39	32	71	62	56	50	15	12	32	26	2	10	6	9	14	19
2/23	Texas	42	28	27	39	69	67	54	62	15	5	37	26	5	3	12	9	15	5
Totals		906	865	1,004	948	1,919	1,817	1,410	1,336	503	475	929	772	174	127	230	280	367	332
Season Averages		33.6	32.0	37.2	35.1	71.1	67.3	52.2	49.5	18.6	17.6	34.4	28.6	6.4	4.7	8.5	10.4	13.6	12.3

DOUBLE-DIGIT PERFORMANCES AND GAME LEADERS

	10+ POINTS	20+ POINTS	30+ POINTS	10+ REBOUNDS	10+ ASSISTS	DOUBLE-DOUBLES	LED OU IN...		
							POINTS	REBOUNDS	ASSISTS
Jamal Bieniemy	2	-	-	-	-	-	1	1	17
Aaron Calixte	8	-	-	-	-	-	-	-	9
Kristian Doolittle	11	3	-	3	-	2	7	9	4
Matt Freeman	3	-	-	-	-	-	-	-	-
Patrick Geha	-	-	-	-	-	-	-	-	-
Christian James	24	7	-	6	-	6	12	10	6
Kur Kuath	-	-	-	-	-	-	-	-	-
Ty Lazenby	-	-	-	-	-	-	-	-	-
Brady Manek	19	-	-	6	-	5	4	5	1
Jamuni McNeace	4	-	-	2	-	1	-	4	1
Rashard Odomes	8	-	-	1	-	-	1	1	2
Hannes Pöllä	-	-	-	-	-	-	-	-	-
Miles Reynolds	8	6	-	-	-	-	3	1	2
Read Streller	-	-	-	-	-	-	-	-	-

GAME MARGINS

	1	2	3	4	5	6	7	8	9	10	11	12	13	14	15	16+	OU IN GAMES DECIDED BY ...	
Wins by...	-	2	-	-	2	-	1	-	2	1	3	-	1	-	1	4	5 points or less.....	4-2
Losses by...	1	-	1	-	-	1	2	1	-	-	-	1	1	-	-	2	6-10 points.....	4-4
																	11-19 points.....	6-2
																	20 or more points.....	3-2

LEADS AND DEFICITS		
Largest lead .....	32, Dec. 8 vs. Wichita State	
Largest deficit.....	30, Jan. 28 vs. Baylor	
Largest halftime lead.....	18, Jan. 26 vs. Vanderbilt	
Largest halftime deficit.....	18, Jan. 28 vs. Baylor	
	Largest halftime deficit in a win .....	6, Jan. 12 vs. TCU
	Largest deficit in a win .....	19, Jan. 23 vs. Oklahoma State
	Largest winning margin .....	32, Dec. 8 vs. Wichita State
	Largest losing margin.....	30, Jan. 28 vs. Baylor

OU'S RECORD WHEN...

Home .....	9-4	Fewer 3-point field goals .....	9-6
At Lloyd Noble Center.....	7-4	Same 3-point field goals.....	3-0
Road .....	5-5	Bench outscores opponent bench .....	11-3
Neutral Site .....	3-1	Bench outscored by opponent bench or tied .....	6-7
Overtime .....	0-0	More points in the paint.....	15-4
Big 12 Conference Games.....	5-9	Fewer or same points in the paint .....	2-6
Non-Conference Games .....	12-1	More fast break points .....	12-4
vs. AP Top 25 opponents .....	1-5	Fewer or same fast break points .....	5-6
vs. major conference (Big 12, Big East, Big Ten, Pac 12, SEC, ACC).....	11-10	More second chance points.....	6-1
vs. non-major conference school.....	6-0	Fewer or same second chance points.....	10-9
On no days rest .....	1-1	Outrebound opponent.....	13-1
On one days rest.....	0-3	Tied or outrebounded by opponent .....	4-9
On two days rest.....	6-2	Same or fewer turnovers than opp. ....	11-5
On three days rest .....	3-1	More turnovers than opp. ....	6-5
On four days rest .....	2-2	Score fewer than 50 pts. ....	0-1
One five+ days rest.....	5-1	Score 50-59 pts. ....	0-4
Ahead at the half .....	13-2	Score 60-69 pts. ....	3-2
Behind at the half.....	3-7	Score 70-79 pts. ....	7-3
Tied at the half.....	1-1	Score 80-89 pts. ....	6-0
FG% of .500 or more .....	6-0	Score 90 or more pts. ....	1-0
FG% less than .500 .....	10-9	Allow fewer than 50 pts. ....	1-0
Better FG% than opp.....	17-0	Allow 50-59 pts. ....	3-1
Worse FG% than opp. ....	0-9	Allow 60-69 pts. ....	8-2
Same FG% as opp. ....	0-1	Allow 70-79 pts. ....	4-7
More 3-point field goals .....	5-4	Allow 80-89 pts. ....	1-0

## TEAM HIGHS AND LOWS

### OKLAHOMA

	HIGH	LOW
Points	91 vs. UTRGV, Nov. 9	47 vs. Baylor, Jan. 28
Points in a Half	48, three times, last: (second) vs. Texas, Jan. 19	21 (first) vs. Baylor, Jan. 28
Points in an Overtime Period	10 vs. Northwestern, Dec. 21	10 vs. Northwestern, Dec. 21
Field Goals	36 vs. Vanderbilt, Jan. 26	15 vs. Baylor, Jan. 28
Field Goal Attempts	75 vs. Northwestern, Dec. 21	47 vs. Kansas State, Jan. 16
Field Goal Percentage	.554 vs. Vanderbilt, Jan. 26	.273 vs. Baylor, Jan. 28
3-Point Field Goals	15 vs. Notre Dame, Dec. 4	3 vs. Baylor, Feb. 11
3-Point Field Goal Attempts	29, twice, last: vs. Texas Tech, Jan. 8	13 vs. Wisconsin, Nov. 22
3-Point Field Goal Percentage (min. 10 att.)	.517 vs. Notre Dame, Dec. 4	.188 vs. Baylor, Feb. 11
Free Throws Made	25 vs. Oklahoma State, Jan. 5	5 vs. Wisconsin, Nov. 22
Free Throw Attempts	36 vs. Oklahoma State, Jan. 5	8 vs. Notre Dame, Dec. 4
Free Throw Percentage (min. 10 att.)	.846 vs. Texas, Jan. 19	.455 vs. Wisconsin, Nov. 22
Offensive Rebounds	18 vs. Northwestern, Dec. 21	4 vs. TCU, Jan. 12
Defenseive Rebounds	38 vs. Wichita State, Dec. 8	20 vs. Baylor, Feb. 11
Total Rebounds	52, twice, last: vs. Northwestern, Dec. 21	28, twice, last: vs. Oklahoma State, Jan. 23
Personal Fouls	28 vs. West Virginia, Feb. 2	9 vs. TCU, Feb. 16
Assists	19, twice, last: vs. Northwestern, Dec. 21	7 vs. Wisconsin, Nov. 22
Turnovers	18 vs. Wichita State, Dec. 8	6, twice, last: vs. Texas, Jan. 23
Blocked Shots	9 vs. TCU, Jan. 12	0 vs. Wofford, Nov. 18
Steals	11 vs. Vanderbilt, Jan. 26	2 (twice), last: vs. Iowa State, Feb. 4

### OPPONENTS

	HIGH	LOW
Points	80 by Notre Dame, Dec. 4	48 by Wichita State, Dec. 8
Points in a Half	47 (second) by Wisconsin, Nov. 22	21 (second) by Wichita State, Dec. 8
Points in an Overtime Period	3 by Northwestern, Dec. 21	3 by Northwestern, Dec. 21
Field Goals	31, twice, last: by Baylor, Jan. 28	15 by Wichita State, Dec. 8
Field Goal Attempts	74 by Notre Dame, Dec. 4	49 by Texas Tech, Jan. 8
Field Goal Percentage	.544 by Baylor, Jan. 28	.242 by Wichita State, Dec. 8
3-Point Field Goals	14 by Wisconsin, Nov. 22	4 by Kansas, Jan. 2
3-Point Field Goal Attempts	32, twice, last: by TCU, Feb. 16	19, twice, last: by Texas Tech, Jan. 8
3-Point Field Goal Percentage (min. 10 att.)	.636 by Wisconsin, Nov. 22	.185 by Wichita State, Dec. 8
Free Throws Made	22 by West Virginia, Feb. 2	3 by Florida, Nov. 21
Free Throw Attempts	33 by West Virginia, Feb. 2	7 by Oklahoma State, Jan. 23
Free Throw Percentage (min. 10 att.)	1.000 by Texas Tech, Jan. 8	.273 by Florida, Nov. 21
Offensive Rebounds	18 by West Virginia, Feb. 2	3 by Texas Tech, Jan. 8
Defenseive Rebounds	31 by Baylor, Jan. 28	20 by Kansas State, Jan. 16
Total Rebounds	46 by West Virginia, Feb. 2	31 (4 times), last: by Texas on Feb. 23
Personal Fouls	26 by North Texas, Nov. 27	12 by Wisconsin, Nov. 22
Assists	17 by Baylor, Jan. 28	5 by Wichita State, Dec. 8
Turnovers	22 by Vanderbilt, Jan. 26	4 by Notre Dame, Dec. 4
Blocked Shots	10 by Northwestern, Dec. 21	0 by Kansas State, Jan. 16
Steals	11 by Kansas, Jan. 2	2 by Texas, Jan. 19



INDIVIDUAL TOP PERFORMANCES

OKLAHOMA HIGHS

Points	29, Christian James vs. UTRGV, Nov. 9
Field Goals	10, Christian James vs. Notre Dame, Dec. 4
Field Goal Attempts	21, Christian James vs. Northwestern, Dec. 21
FG Pct. (min. 5 made)	1.000 (6-for-6), Jamal Bieniemy vs. Oklahoma State, Jan. 23
	1.000 (5-for-5), Aaron Calixte vs. Notre Dame, Dec. 4
	1.000 (5-for-5), Rashard Odomes vs. Texas Tech, Feb. 9
3-Point Field Goals	5, Brady Manek vs. Notre Dame, Dec. 4
3-Point FG Attempts	10, Chrisian James vs. Texas Tech, Jan. 8
	10, Chrisian James vs. Northwestern, Dec. 21
	10, Christian James vs. UTRGV, Nov. 9
3-Point FG Pct. (min. 3 made)	.750 (3-of-4), Aaron Calixte vs. UTRGV, Nov. 9
Free Throws	13, Miles Reynolds vs. Dayton, Nov. 23
Free Throw Attempts	14, Miles Reynolds vs. Dayton, Nov. 23
Free Throw Pct. (min. 5 made)	1.000 (8-of-8), Christian James vs. West Virginia, Feb. 2
	1.000 (7-of-7), Miles Reynolds vs. Wichita State, Dec. 8
Rebounds	15, Christian James vs. USC, Dec. 15
Assists	8, Jamal Bieniemy vs. Texas, Feb. 23
Blocked Shots	5, Jamuni McNeace vs. Wisconsin, Nov. 22
Steals	5, Kristian Doolittle vs. Texas Tech, Jan.8
	5, Jamal Bieniemy vs. UTSA, Nov. 12

OPPONENT HIGHS

Points	30, Kouat Noi of TCU, Jan. 12
Field Goals	11, Barry Brown of Kansas State, Jan. 16
Field Goal Attempts	23, Vic Law of Northwestern, Dec. 21
FG Pct. (min. 5 made)	.875 (7-of-8), Lesley Varner of UTRGV, Nov. 9
3-Point Field Goals	8, Kouat Noi of TCU, Jan. 12
3-Point Field Goal Attempts	15, Jase Febres of Texas, Feb. 23
3-Point FG Pct. (min. 3 made)	.875 (7-of-8), D'Mitrik Trice of Wisconsin, Nov. 22
Free Throws	7, Brandon Knapper of West Virginia, Feb. 2
	7, Jaxson Hayes of Texas, Jan. 19
	7, Jarrett Culver of Texas Tech, Jan. 8
	7, Michael Weathers of Oklahoma State, Jan. 5
	7, Devon Dotson of Kansas, Jan. 2
Free Throw Attempts	10, Michael Weathers of Oklahoma State, Jan. 5
Free Throw Pct. (min. 5 made)	1.000 (7-for-7), Jarrett Culver of Texas Tech, Jan. 8
Rebounds	15, Dedric Lawson of Kansas, Jan. 2
Assists	8, Makai Mason of Baylor, Feb. 11
Turnovers	7, Giovanni De Nicolao of UTSA, Nov. 12
Blocked Shots	6, Jaxson Hayes of Texas, Feb. 23
Steals	6, Kendric Davis of TCU, Feb. 16

OKLAHOMA'S TOP INDIVIDUAL PERFORMANCES

POINTS

29.....	Christian James vs. UTRGV, Nov. 9
25.....	Christian James vs. Notre Dame, Dec. 4
24.....	Kristian Doolittle vs. TCU, Jan. 12
24.....	Christian James vs. UTSA, Nov. 12
21.....	Kristian Doolittle vs. TCU, Feb. 16
21.....	Christian James vs. Vanderbilt, Jan. 26
21.....	Christian James vs. Dayton, Nov. 23
20.....	Christian James vs. Texas, Jan. 19
20.....	Christian James vs. Kansas State, Jan. 16
20.....	Miles Reynolds vs. USC, Dec. 15
19.....	Christian James vs. Texas, Feb. 23
19.....	Kristian Doolittle vs. Iowa State, Feb. 4
18.....	Brady Manek vs. West Virginia, Feb. 2
18.....	Brady Manek vs. Creighton, Dec. 18
18.....	Christian James vs. Wisconsin, Nov. 22
18.....	Christian James vs. Florida, Nov. 21
18.....	Brady Manek vs. Wofford, Nov. 18
18.....	Aaron Calixte vs. UTSA, Nov. 12

REBOUNDS

15.....	Christian James vs. USC, Dec. 15
13.....	Christian James vs. Wichita State, Dec. 8
12.....	Kristian Doolittle vs. West Virginia, Feb. 2
12.....	Christian James vs. Kansas, Jan. 2
12.....	Christian James vs. Creighton, Dec. 18
12.....	Brady Manek vs. UTRGV, Nov. 9
12.....	Jamuni McNeace vs. UTRGV, Nov. 9

ASSISTS

8.....	Jamal Bieniemy vs. Texas, Feb. 23
7.....	Jamal Bieniemy vs. Vanderbilt, Jan. 26
6.....	Jamal Bieniemy vs. Jan. 28
6.....	Aaron Calixte vs. Northwestern, Dec. 21
6.....	Jamal Bieniemy vs. USC, Dec. 15

BLOCKED SHOTS

5.....	Jamuni McNeace vs. Wisconsin, Nov. 22
4.....	Brady Manek vs. TCU, Jan. 12
4.....	Jamuni McNeace vs. Florida, Nov. 21

STEALS

5.....	Kristian Doolittle vs. Texas Tech, Jan. 8
5.....	Jamal Bieniemy vs. UTSA, Nov. 12
4.....	Jamal Bieniemy vs. Texas Tech, Feb. 9
4.....	Jamal Bieniemy vs. Vanderbilt, Jan. 26

3-POINT FIELD GOALS

5.....	Brady Manek vs. Notre Dame, Dec. 4
4.....	Christian James vs. Texas, Feb. 23
4.....	Brady Manek vs. Iowa State, Feb. 4
4.....	Brady Manek vs. West Virginia, Feb. 2
4.....	Christian James vs. Dayton, Nov. 23
4.....	Christian James vs. Wisconsin, Nov. 22
4.....	Christian James vs. UTRGV, Nov. 9

FREE THROW MAKES

13.....	Miles Reynolds vs. Dayton, Nov. 23
9.....	Christian James vs. Kansas State, Jan. 16

## GAME 28: OKLAHOMA VS. IOWA STATE

#24 JAMAL BIENIEMY

6-4 181 FR FORWARD

KATY, TEXAS (TOMPKINS HS)



### 2018-19 AVERAGES

GP-GS	PTS	REB	AST	MIN
27-10	4.0	2.4	3.3	23.7

► **2018-19:** Boasts an assist/turnover ratio of 3.26 - the fourth best among all Division I freshman...Averages 1.5 steals per game...Ranks seventh in program history in steals by a freshman (40) and ninth in assists by a freshman (80)...Secured a win over Texas with a game-winning block as time expired on Feb. 23...Against Texas, also dished out a career-high eight assists to go with five boards, two steals and two blocks...Swiped four steals against Texas Tech (Feb. 9)...Dished out seven assists to go with five rebounds and four steals against Vanderbilt (Jan. 26)...Scored a career-high 17 points on a perfect 6-for-6 shooting (3-for-3 from 3-point range) to fuel a comeback win over Oklahoma State on Jan. 23...Received his first collegiate start on Jan. 19 against Texas, racking up 11 points, three 3-pointers and a career-high 36 minutes...Dished out five dimes in back-to-back games against Texas Tech (Jan. 8) and Oklahoma State (Jan. 5)...Dished out six assists to go with five rebounds and a pair of steals against USC (Dec. 15)...Pulled down a career-best six rebounds against North Texas (Nov. 27)...Swiped five steals at UTSA (Nov. 12) - tied for the most by an OU freshman during the Big 12 era...Distributed a team-high four assists in his collegiate debut at UTRGV (Nov. 9)...OU's only scholarship freshman...Two games of double-digit scoring.

► **HIGH SCHOOL:** A combo guard out of Tompkins High School in Katy, Texas...Led Tompkins to the Texas 6A Championship Game during his senior year...Averaged 17.4 points, 7.1 rebounds, 6.3 assists and 2.0 steals as a senior...Set program records in points, assists and steals...At the conclusion of the season, was named his district's MVP and was selected to USA Today's All-USA Texas Boys Basketball Second Team...Named to the Katy ISD All-Tournament Team...A four-star recruit ranked as a top-30 shooting guard by ESPN.com and 247Sports.

### CAREER HIGHS

<b>Points</b>	17 vs. Oklahoma State (1/23/19)	<b>3-Pt FG Made</b>	3 (twice)	<b>FT Attempts</b>	3 vs. UTRGV (11/9/18)	<b>Blocks</b>	2 vs. Texas (2/23/19)
<b>FG Made</b>	6 vs. Oklahoma State (1/23/19)	<b>3-Pt FG Attempts</b>	6 vs. Texas (1/19/19)	<b>Rebounds</b>	6 vs. North Texas (11/27/18)	<b>Steals</b>	5 vs. UTSA (11/12/18)
<b>FG Attempts</b>	10 vs. Florida (11/21/18)	<b>FT Made</b>	2 (twice)	<b>Assists</b>	8 vs. Texas (2/23/19)	<b>Minutes</b>	36 vs. Texas (1/19/19)

2 AARON CALIXTE

5-11 179 GR GUARD

STOUGHTON, MASS. (MAINE)



### 2018-19 AVERAGES

GP-GS	PTS	REB	AST	MIN
27-19	6.9	1.9	2.3	21.9

### 2017-18 AVERAGES (AT MAINE)

GP-GS	PTS	REB	AST	MIN
32-32	16.9	3.1	3.2	33.2

► **2018-19:** Shot 3-of-6 from 3-point range en route to 17 points at West Virginia (Feb. 2)...Scored 12 points with four assists in a win against TCU (Jan. 12)...Produced 10 points and three dimes at Kansas (Jan. 2)...Scored nine points and handed out a season-high six assists (all after halftime) against Northwestern (Dec. 21)...Went a perfect 5-of-5 from the field to score 12 points against Notre Dame (Dec. 4)...Totaled 18 points and four dimes at UTSA (Nov. 15)...Registered 15 points and three assists in his OU debut at UTRGV (Nov. 9)...An experienced point guard who joined the Sooners as a graduate transfer after four years at Maine...Eight games of double-digit scoring.

► **2017-18:** In 32 games (all starts) at Maine last season, averaged 16.9 points, 3.2 assists and 3.1 rebounds in 33.2 minutes...Went 61-of-158 (.386) from 3-point range...America East Third Team All-Conference selection...

In conference play, averaged 19.3 points per game, 3.3 rebounds, 3.8 assists and 1.1 steals per game...Shot 51 percent against conference opponents (110-for-213), along with 39 percent from long distance (32-of-82)...Led America East and ranked 14th nationally in free throw percentage (.899)...Reached double-figures in scoring in 30 games, while breaking the 20-point milestone in nine contests.

### CAREER HIGHS

<b>Points</b>	25 vs. Albany (2/24/18)	<b>3-Pt FG Made</b>	4 vs. UMass Lowell (2/21/18)	<b>FT Attempts</b>	11 vs. Stony Brook (2/13/18)	<b>Blocks</b>	1 (8 times)
<b>FG Made</b>	10 (twice)	<b>3-Pt FG Attempts</b>	9 vs. New Hampshire (1/24/17)	<b>Rebounds</b>	11 vs. Hartford (2/25/15)	<b>Steals</b>	3 (4 times)
<b>FG Attempts</b>	20 (twice)	<b>FT Made</b>	10 vs. Stony Brook (2/13/18)	<b>Assists</b>	9 (twice)	<b>Minutes</b>	41 vs. Sacred Heart (11/19/17)

#21 KRISTIAN DOOLITTLE

6-7 232 JR FORWARD

EDMOND, OKLA. (EDMOND MEMORIAL HS)



### 2018-19 AVERAGES

GP-GS	PTS	REB	AST	MIN
27-25	10.1	6.4	1.3	27.7

### 2017-18 AVERAGES

GP-GS	PTS	REB	AST	MIN
22-6	2.9	4.3	0.6	17.0

► **2018-19:** During Big 12 play, is averaging 13.0 points, 7.6 rebounds and 1.9 assists...Recorded 21 points, 10 rebounds and five assists in a road win against TCU (Feb. 16)...Posted 19 points and nine boards against Iowa State (Feb. 4)...Secured 12 rebounds against West Virginia (Feb. 2)...Dished out a career-high five assists against Oklahoma State (Jan. 16)...Reached 20 points for the second time in his career when he scored 24 points on 9-of-12 shooting to go with 10 rebounds against TCU (Jan. 12)...Scored 20 of his points against TCU in the second half, including the game-winning shot with 2.8 seconds remaining...Swiped a career-high five steals at Texas Tech (Jan. 8) to go with nine points and eight boards...Scored 16 points with eight boards against Oklahoma State (Jan. 5)...Tallied 12 points and eight boards against Kansas (Jan. 2)...Scored six points in overtime (14 total) to help the Sooners win at Northwestern (Dec. 21)...Reached double figures for the first time since his freshman year when he scored 13 points with five boards against Creighton (Dec. 18)...Pulled down 11 rebounds at UTSA (Nov. 12)...Eleven games of double-digit scoring...Two games of 20-plus points...Four games of double-digit rebounds...Two double-doubles.

► **2017-18:** In 22 games (six starts), averaged 2.9 points and 4.3 rebounds in 17.0 minutes...During Big 12 play (17 appearances), averaged 3.1 points, 4.5 rebounds in 17.9 minutes...Made his 2017-18 debut on Dec. 19 against Northwestern State after sitting out the university's fall semester...Two games of 10-plus rebounds.

### CAREER HIGHS

<b>Points</b>	29 vs. Texas (1/23/17)	<b>3-Pt FG Made</b>	4 vs. Texas (1/23/17)	<b>FT Attempts</b>	10 vs. Oklahoma State (1/5/19)	<b>Blocks</b>	2 (4 times)
<b>FG Made</b>	10 vs. Texas (1/23/17)	<b>3-Pt FG Attempts</b>	5 (3 times)	<b>Rebounds</b>	15 vs. Iowa State (1/21/17)	<b>Steals</b>	5 vs. Texas Tech (1/8/19)
<b>FG Attempts</b>	18 vs. Texas (1/23/17)	<b>FT Made</b>	8 (twice)	<b>Assists</b>	5 (twice)	<b>Minutes</b>	36 vs. Iowa State (1/21/17)

## GAME 28: OKLAHOMA VS. IOWA STATE

**5 MATT FREEMAN 6-10 227 JR FORWARD AUCKLAND, NEW ZEALAND (WESTLAKE BOYS HS)**



2018-19 AVERAGES				
GP-GS	PTS	REB	AST	MIN
25-0	3.4	1.5	0.4	11.8

2017-18 AVERAGES				
GP-GS	PTS	REB	AST	MIN
26-0	2.5	1.3	0.4	9.4

► **2018-19:** Sunk multiple 3-pointers in three straight games (Dec. 4-15) for the first time in his career... Scored 11 points in back-to-back games against Notre Dame (Dec. 4) and Wichita State (Dec. 8)...Sunk three 3-pointers against both the Irish and Shockers - making multiple long balls in consecutive games for the second time in his career...Came off the bench to knock down three 3-pointers on four attempts and score a season-high 11 points against Wofford (Nov. 18)...Three games of at least three 3-pointers...Three games of double-digit scoring.

► **2017-18:** In 26 games, averaged 2.5 points and 1.3 rebounds in 9.4 minutes...Named to the Academic All-Big 12 First Team...Sunk three 3-pointers to score nine points against UTSA on Dec. 4...Scored eight points on Nov. 24 vs. Portland...Opened the season by shooting 5-of-6 (3-for-3 from 3-point range) to score 13 points

against Omaha (Nov. 12)...Sunk multiple 3-pointers in four games...Three games of double-digit scoring.

### CAREER HIGHS

<b>Points</b>	15 vs. Northwestern St (11/13/16)	<b>3-Pt FG Made</b>	3 (6 times)	<b>FT Attempts</b>	2 (6 times)	<b>Blocks</b>	2 (twice)
<b>FG Made</b>	6 vs. Northwestern St (11/13/16)	<b>3-Pt FG Attempts</b>	7 vs. UTSA (12/4/17)	<b>Rebounds</b>	5 vs. Ball State (11/15/17)	<b>Steals</b>	1 (8 times)
<b>FG Attempts</b>	8 vs. Notre Dam5 (12/4/18)	<b>FT Made</b>	2 (4 times)	<b>Assists</b>	2 (5 times)	<b>Minutes</b>	22 (twice)

**22 PATRICK GEHA 6-5 212 SR FORWARD LEAWOOD, KAN. (ROCKHURST HS [KAN.] )**



2018-19 AVERAGES				
GP-GS	PTS	REB	AST	MIN
4-0	1.0	0.0	0.0	1.5

2017-18 AVERAGES				
GP-GS	PTS	REB	AST	MIN
5-0	0.4	0.4	0.0	2.0

► **2018-19:** Picked up another basket on Jan. 26 against Vanderbilt while playing a career-high four minutes... Scored his first bucket of the season on Dec. 8 against Wichita State...In his final season as a walk-on.

► **2017-18:** Was his first season with the OU program as a walk-on...Saw action in five games, totaling two points and two rebounds in 10 minutes...Scored his first collegiate points on Dec. 22 against Northwestern.

### CAREER HIGHS

<b>Points</b>	2 (3 times)	<b>3-Pt FG Made</b>		<b>FT Attempts</b>	2 vs. Northwestern (12/22/17)	<b>Blocks</b>	
<b>FG Made</b>	1 (twice)	<b>3-Pt FG Attempts</b>		<b>Rebounds</b>	1 (twice)	<b>Steals</b>	
<b>FG Attempts</b>	2 (twice)	<b>FT Made</b>	2 vs. Northwestern (12/22/17)	<b>Assists</b>		<b>Minutes</b>	4 vs. Vanderbilt (1/26/19)

**0 CHRISTIAN JAMES 6-4 213 SR GUARD HOUSTON, TEXAS (BELLAIRE HS)**



2018-19 AVERAGES				
GP-GS	PTS	REB	AST	MIN
27-27	15.5	6.9	2.0	33.1

2017-18 AVERAGES				
GP-GS	PTS	REB	AST	MIN
31-31	11.9	4.4	1.5	30.2

► **2018-19:** Ranks fifth in the Big 12 in scoring (15.5) and sixth in rebounding (6.9)...His 2.0 3-pointers per game rank sixth in the league...Ranks third in the Big 12 with six double-doubles...Has reached double figures in scoring in all but two games this season...His 19 points and eight rebounds fueled a Sooner victory over Texas (Feb. 23)...Coming off his worst scoring performance of the season (five points vs. OSU), responded with 21 points on 8-of-15 shooting against Vanderbilt (Jan. 26)...Joined OU's 1,000-point club on Jan. 16, becoming the 45th Sooner to score over 1,000 career points...Scored 20 points vs. Kansas State (Jan. 16)...Swiped a career-high four steals against TCU (Jan. 12) to go with 15 points, eight rebounds, four assists and four steals...Totalled 16 points and a career-high 15 rebounds against USC (Dec. 15) in just the second game since 1996 that an OU guard has produced 15 points and 15 boards...Named the Big 12 Men's Basketball Player

of the Week (for week ending Dec. 9) after averaging 19.5 points and 11.5 rebounds in a pair of off-campus wins over Notre Dame and Wichita State...Scored 14 points with 13 boards in a win over Wichita State (Dec. 8)...Produced his first career double-double by scoring 25 points and pulling down 10 boards against Notre Dame (Dec. 4) at Madison Square Garden...In the Notre Dame game, scored 16 of his 25 points in the second half, including OU's final nine points of the night...Named to the Battle 4 Atlants all-tournament team after averaging 19.0 points (shooting .500), 4.7 rebounds and going 11-of-23 (.478) from 3-point range during the three-game event...His 57 total points at Battle 4 Atlants were the second most among participating players...Scored 21 points with five rebounds and a career-high-tying four assists in a win over Dayton (Nov. 23)...Secured 24 points on 8-of-10 shooting (3-of-5 from 3-point range) in a road win at UTSA (Nov. 12)...Opened the season with a career-high 29 points at UTRGV (Nov. 9) - the most points in a season opener by a Sooner since Buddy Hield scored 30 at Memphis in 2015...Has sunk at least three 3-pointers on 10 occasions...Twenty-four games of double-digit scoring...Seven games of 20-plus points...Six games of double-digit rebounds...Six double-doubles.

► **2017-18:** In 31 games (all starts), averaged 11.9 points (25th in Big 12), 4.4 rebounds, 1.5 assists and 1.1 steals in 30.2 minutes...Shot .458 from the field and .365 from 3-point range...During Big 12 play (18 games), averaged 12.2 points, 4.4 rebounds and 1.2 assists in 31.4 minutes...His 1.9 made 3-pointers per game ranked 10th in the Big 12...Sunk multiple 3-pointers in 18 games, including eight games of three-or-more...Twenty-one games of double digit scoring...Two games of 20-plus points.

### CAREER HIGHS

<b>Points</b>	29 vs. UTRGV (11/9/18)	<b>3-Pt FG Made</b>	5 (3 times)	<b>FT Attempts</b>	11 vs. Kansas State (1/16/19)	<b>Blocks</b>	1 (9 times)
<b>FG Made</b>	10 vs. Notre Dame (12/4/18)	<b>3-Pt FG Attempts</b>	10 (twice)	<b>Rebounds</b>	15 vs. USC (12/15/18)	<b>Steals</b>	4 vs. TCU (1/12/19)
<b>FG Attempts</b>	21 vs. Northwestern (12/21/18)	<b>FT Made</b>	9 vs. Kansas State (1/16/19)	<b>Assists</b>	5 vs. TCU (2/16/19)	<b>Minutes</b>	39 (twice)

## GAME 28: OKLAHOMA VS. IOWA STATE

52 KUR KUATH

6-10 204

JR

FORWARD

BIEMNON, SOUTH SUDAN (SALT LAKE COMMUNITY COLLEGE)



### 2018-19 AVERAGES

GP-GS	PTS	REB	BLK	MIN
6-0	1.0	0.8	0.5	5.5

ranked third nationally in blocks among junior college players...Named an NJCAA third-team All-American...Selected to the Scenic West Athletic Conference's All-Region 18 First Team.

► **JUNIOR COLLEGE:** Comes to Oklahoma after two seasons at Salt Lake Community College in Utah...During his sophomore season, averaged 10.8 points and 7.2 rebounds and 3.3 blocks in 33 games...Helped guide SLCC to a 30-4 record along with Scenic West, Region 18 and District I titles...Led SLCC to the NJCAA national tournament...Totaled 117 blocks and deflected at least four shots in 15 of SLCC's 32 games and he

### CAREER HIGHS

Points	2 (3 times)	3-Pt FG Made	1 vs. UTRGV (11/9/18)	Blocks	1 (3 times)
FG Made	1 (3 times)	3-Pt FG Attempts	2 vs. UTRGV (11/9/18)	Steals	
FG Attempts	3 vs. UTRGV (11/9/18)	FT Made	1 vs. UTRGV (11/9/18)	Minutes	9 vs. UTRGV (11/9/18)

14 TY LAZENBY

6-5 209

SR

GUARD

GLENCOE, OKLA. (NORTHERN OKLAHOMA COLLEGE ENID)



### 2018-19 AVERAGES

GP-GS	PTS	REB	AST	MIN
0-0	0.0	0.0	0.0	0.0

### 2017-18 AVERAGES

GP-GS	PTS	REB	AST	MIN
26-0	0.6	0.6	0.2	5.0

► **2017-18:** In 26 games, averaged 0.6 points and 0.6 rebounds in 5.0 minutes...Scored a career-high five points against UTSA on Dec. 4...Scored three points in his OU debut on Nov. 12 against Omaha.

### CAREER HIGHS

Points	5 vs. UTSA (12/4/17)	3-Pt FG Made	1 (twice)	FT Attempts	1 vs. Iowa State (2/10/18)	Blocks	1 vs. Baylor (1/30/18)
FG Made	2 vs. UTSA (12/4/17)	3-Pt FG Attempts	3 vs. Omaha (11/12/17)	Rebounds	5 vs. Ball State (11/15/17)	Steals	2 vs. Oklahoma State (1/3/18)
FG Attempts	5 vs. Omaha (11/12/17)	FT Made	1 vs. Iowa State (2/10/18)	Assists	1 (3 times)	Minutes	14 vs. Ball State (11/15/17)

35 BRADY MANEK

6-9 222

SO

FORWARD

HARRAH, OKLA. (HARRAH HS)



### 2018-19 AVERAGES

GP-GS	PTS	REB	BLK	MIN
27-27	11.7	6.4	0.8	27.9

### 2017-18 AVERAGES

GP-GS	PTS	REB	BLK	MIN
32-26	10.2	5.2	0.7	23.7

► **2018-19:** In his two seasons in Norman, the Sooners are 14-3 when Manek scores at least 15 points...Has scored in double figures in eight of his last nine games...Produced 16 points on 6-of-9 shooting (4-of-7 from behind the arc) against Iowa State (Feb. 4)...Scored 18 points at West Virginia by shooting 7-of-10 from the field (4-of-6 from 3-point range) on Feb. 2...Produced back-to-back games of at least 15 points vs. OSU (15 on Jan. 23) and Vanderbilt (16 on Jan. 26)...Totalled a career-high four blocks against TCU (Jan. 12)...Scored 15 points in a win over Oklahoma State (Jan. 5)...Gathered 16 points with 11 rebounds against Kansas (Jan. 2) for his fourth double-double of the season...Shot 7-of-10 against Creighton (Dec. 18) to score a season-high-tying 18 points with five boards...Scored 15 points in a win over USC (Dec. 15)...Began the Notre Dame game (Dec. 4) a perfect 5-for-5 from 3-point range (ended up 5-for-8), finishing with 17 points and eight boards...

Swiped a career-best three steals against North Texas (Nov. 27)...Opened the season with three consecutive double-doubles – the first Sooner to do so since Blake Griffin in 2008-09...Captured his third straight double-double with a team-high 18 points and 11 rebounds against Wofford (Nov. 18)...Produced 10 points and 11 rebound at UTSA (Nov. 12)...In the season opener at UTRGV (Nov. 9), captured his first career double-double with 12 points and 12 boards...Nineteen games of double-digit scoring...Six games of double-digit rebounds...Five double-doubles.

► **2017-18:** In 32 games (26 starts), averaged 10.2 points (ninth among Big 12 freshmen) and 5.2 rebounds (17th in Big 12, fourth among Big 12 freshmen) in 23.7 minutes...Shot .466 from the field and .383 from 3-point range (14th in Big 12, second among Big 12 freshmen)...Made a total of 59 3-pointers (13th in Big 12, third among Big 12 freshmen), good for the fourth-most ever by an OU freshman...During Big 12 play (18 games), averaged 9.8 points and 4.9 rebounds in 23.9 minutes...Named to the Academic All-Big 12 Rookie Team...Went 32-of-80 (.400) from 3-point range in Big 12 games, ranking 12th in the conference...Totaled 312 points – the 12th most ever by a Sooner freshman...One of only nine Division I freshmen to produce at least 160 rebounds and 50 3-pointers in the 2017-18 season...One of three Big 12 freshmen to average over 10 points and 5 rebounds...Produced nine games of three-or-more made 3-pointers...His 22 blocks were the 18th most in the conference and fifth most among Big 12 freshmen...Shot 38-of-72 (.528) from 3-point range in OU's 15 home games...Notched 22 points and shot 6-of-9 from behind the arc against TCU on Jan. 13...Scored a career-high 28 points on 9-of-11 shooting, including a 6-of-8 performance from 3-point range, against Oklahoma State on Jan. 3...Fifteen games of double-digit scoring...Four games of 20+ points.

### CAREER HIGHS

Points	28 vs. Oklahoma State (1/3/18)	3-Pt FG Made	6 (twice)	FT Attempts	6 vs. Oklahoma State (1/3/18)	Blocks	4 vs. TCU (1/12/19)
FG Made	9 (twice)	3-Pt FG Attempts	13 vs. Wichita State (12/16/17)	Rebounds	13 vs. TCU (12/30/17)	Steals	3 vs. North Texas (11/27/18)
FG Attempts	16 vs. Wichita State (12/16/17)	FT Made	4 vs. Oklahoma State (1/3/18)	Assists	2 (4 times)	Minutes	36 vs. TCU (1/13/18)





3 MILES REYNOLDS

6-3 176

GR GUARD

CHICAGO, ILL. (PACIFIC)



2018-19 AVERAGES

GP-GS	PTS	REB	AST	MIN
27-8	7.6	2.4	1.3	20.6

2017-18 AVERAGES (AT PACIFIC)

GP-GS	PTS	REB	AST	MIN
32-20	13.3	2.6	2.8	31.3

► **2018-19:** Named the Big 12 Co-Newcomer of the Week for games played Dec. 17-25 after averaging 12.0 points, 4.5 rebounds and 3.0 assists in a pair of wins...Scored a season-high 20 points on 7-of-10 shooting against USC (Dec. 15), which is also the most he's produced as a Sooner...Tallied 14 points against Wichita State (Dec. 8)...During the second half against North Texas (Nov. 27), was 4-of-5 from the field and tallied 13 points (scored a team-high 17 points for the game)...Scored OU's final 10 points to seal a Sooner win over Dayton (Nov. 23)...Scored 17 points in the Dayton game and shot 13-of-14 from the foul line...Scored 12 second-half points against Wofford (Nov. 18)...Eight games of double-digit scoring...One game of 20-plus points...Joined the Sooners as a graduate transfer from Pacific...Also played his first two seasons of college ball at Saint Louis.

► **2017-18:** In 32 games (20 starts), posted averages of 13.3 points, 2.8 assists, 2.6 rebounds and 1.0 steals in 31.3 minutes...His points (13.3 per game) and assists (2.8) both ranked second on the Pacific squad...His 158 made free throws were the most of any West Coast Conference player...Ranked seventh in the conference for free throw percentage (.802)...Produced 22 games of double-digit scoring, including eight contests of 20 or more points...During conference play, averaged 14.1 points, 3.2 assists, 2.9 rebounds and 1.1 steals in 35.6 minutes...Posted a career-high 25 points against Portland (Feb. 10)...Went 7-of-11 from the field to score 23 points with four rebounds, four assists and three steals against Loyola Marymount (Dec. 30).

CAREER HIGHS

<b>Points</b>	25 vs. Portland (2/10/18)	<b>3-Pt FG Made</b>	3 vs. Portland (2/10/18)	<b>FT Attempts</b>	18 vs. North Carolina A&T (11/25/14)	<b>Blocks</b>	1 (7 times)
<b>FG Made</b>	9 vs. Santa Clara (2/1/18)	<b>3-Pt FG Attempts</b>	8 vs. Portland (2/10/18)	<b>Rebounds</b>	6 vs. San Diego (1/11/18)	<b>Steals</b>	3 (8 times)
<b>FG Attempts</b>	17 vs. Portland (2/10/18)	<b>FT Made</b>	14 vs. North Carolina A&T (11/25/14)	<b>Assists</b>	8 (3 times)	<b>Minutes</b>	42 vs. San Francisco (3/3/18)

12 AUSTIN REAVES

6-5 188

R-JR GUARD

NEWARK, ARK. (WICHITA STATE)



2017-18 AVERAGES (AT WICHITA ST)

GP-GS	PTS	REB	AST	MIN
32-20	13.3	2.6	2.8	31.3

► **2018-19:** Will sit out from competition as a redshirt after transferring from Wichita State...Comes to Oklahoma with career averages of 6.1 points, 2.5 rebounds and 1.6 assists...Shot 82-of-182 (.451) from 3-point range while with the Shockers.

► **2017-18:** In 33 games (11 starts) at Wichita State, averaged 8.1 points, 3.1 rebounds and 2.0 assists in 21.5 minutes...Shot 54-of-127 (.425) from 3-point range...During conference play averaged 9.4 points, 2.9 rebounds and 2.5 assists in 23.6 minutes...Led the American Athletic Conference in 3-point percentage during conference play in 2017-18 by shooting at a .451 clip (37-for-82)...Started against Arkansas State (his parents' alma mater) and played a career-high 32 minutes and hit three triples in the first five minutes...Made his first career start vs. Savannah State (Nov. 28) and finished with 12 points on 4-of-8 three point shooting...Flirted with a double-double against Marquette in the Maui semifinal, finishing with 10 points and a career-high nine rebounds...Hit a school-record seven first-half threes en route to a career-high

23 points against Tulsa on Jan. 28...Followed up his 23-point performance against Tulsa with two more 20-point performances, scoring 20 at Temple on Feb. 1 and 22 at Memphis on Feb. 6...After averaging 6.2 points through the first 20 games, he nearly doubled his production over the next 10 games, putting up 12.1 per contest in that stretch...Scored in double figures in 12 games.

CAREER HIGHS

<b>Points</b>	23 vs. Tulsa (2/18/18)	<b>3-Pt FG Made</b>	7 vs. Tulsa (2/18/18)	<b>FT Attempts</b>	10 vs. Temple (3/9/18)	<b>Blocks</b>	2 (3 times)
<b>FG Made</b>	8 vs. Tulsa (2/18/18)	<b>3-Pt FG Attempts</b>	11 vs. Tulsa (2/18/18)	<b>Rebounds</b>	9 vs. Marquette (11/21/17)	<b>Steals</b>	3 (3 times)
<b>FG Attempts</b>	13 vs. Temple (2/1/18)	<b>FT Made</b>	8 vs. Temple (3/9/18)	<b>Assists</b>	7 vs. USF (1/7/18)	<b>Minutes</b>	38 vs. SMU (2/24/18)

32 READ STRELLER

6-8 237

R-FR FORWARD

EDMOND, OKLA. (OKLAHOMA CHRISTIAN SCHOOL)



2017-18 AVERAGES

GP-GS	PTS	REB	AST	MIN
3-0	0.0	0.3	0.0	1.3

► **2018-19:** A walk-on in his second season with the program...Has seen action in three games this season.

► **2017-18:** Redshirted as a walk-on.

► **HIGH SCHOOL:** In his first season with the OU program as a walk-on...Played two seasons of varsity basketball at Oklahoma Christian School...Named an Oklahoma Basketball Coaches Association All-Star...A 2017 honorable mention All-State selection by The Oklahoman...A 2017 Little All-City honorable mention choice by the Oklahoman.

CAREER HIGHS

<b>Points</b>		<b>3-Pt FG Made</b>		<b>FT Attempts</b>		<b>Blocks</b>	
<b>FG Made</b>		<b>3-Pt FG Attempts</b>		<b>Rebounds</b>	1 vs. Vanderbilt (1/26/19)	<b>Steals</b>	
<b>FG Attempts</b>		<b>FT Made</b>		<b>Assists</b>		<b>Minutes</b>	3 vs. Vanderbilt (1/26/19)

Full player bios are available on [SoonerSports.com](http://SoonerSports.com)



## ► KRUGER FILE

**Hometown:** Silver Lake, Kan.  
**Alma Mater:** Kansas State '75  
**Years Coached:** 33  
**Career Record:** 636-405 (.611)  
**Record at OU:** 157-101 (.609)  
**Postseason Appearances:** 22  
 (18 NCAA, 4 NIT)

## ► FAMILY

**Wife:** Barbara  
**Daughter:** Angie  
**Son:** Kevin  
**Granddaughter:** Avery  
**Grandsons:** Cole, Wyatt

## ► COACHING HISTORY

**2011-Present: Oklahoma**  
 Head Coach  
**2004-11: UNLV**  
 Head Coach  
**2003-04: New York Knicks**  
 Assistant Coach  
**2000-03: Atlanta Hawks**  
 Head Coach  
**1996-00: Illinois**  
 Head Coach  
**1990-96: Florida**  
 Head Coach  
**1986-90: Kansas State**  
 Head Coach  
**1982-86: Texas-Pan American**  
 Head Coach  
**1977-82: Kansas State**  
 Assistant Coach  
**1976-77: Pittsburg State**  
 Assistant Coach

# LON KRUGER

18 NCAA TOURNAMENT APPEARANCES • TWO FINAL FOURS • FIVE SWEET SIXTEENS  
 ONLY COACH TO LEAD FIVE DIFFERENT PROGRAMS TO AN NCAA TOURNAMENT WIN  
 NINTH MOST WINS AMONG ACTIVE DIVISION I HEAD COACHES

In his 33rd season as a collegiate head coach, Lon Kruger has built his career on the foundation of hard work, humility, integrity and service. From becoming the first Division I coach to guide five different schools to the NCAA Tournament to his dedicated work with Coaches vs. Cancer, Kruger has established a reputation as a genuine leader, winning coach and community champion.

Kruger is in his eighth campaign as head coach at Oklahoma. After inheriting a program that went 27-36 (.429) in the two seasons prior to his arrival, Kruger has coached the Sooners to a 157-101 (.609) record in his eight years in Norman and has reached the NCAA Tournament in five of the past six seasons.

One of Kruger's signature accomplishments has been the rebuilding stamp he's put on college basketball programs throughout his career. He was the first Division I coach to take five different schools to the NCAA Tournament and is the only coach to win an NCAA Tournament game with five programs. In 2015, he became the first and only coach since the NCAA Tournament expanded to 64 teams in 1985 to take four programs to the Sweet 16 or beyond. He is one of only three head coaches to ever lead four schools to multiple NCAA Tournament wins.

Entering the 2018-19 season with a career record of 619-395 (.611), Kruger boasts the 10th-most career wins among active coaches and is the 33rd head coach to win 600 Division I games in the history of college basketball. Kruger owns a 20-18 record in NCAA Tournament games and has compiled 16 20-plus-win seasons, including nine in his last 13 years.

Oklahoma wasn't the first rapid turnaround under Kruger. When Kruger took over the Florida job in 1990, the Gators were coming off of a 7-21 season. Four years into the role, Kruger guided UF to the 1994 Final Four. Kruger is one of just two head coaches (also Rick Pitino with Kentucky and Louisville) to inherit two teams coming off a sub-.500 year and take both to the Final Four within the first five seasons as head coach.

A staple of the NCAA postseason, Kruger has taken five different schools to the Big Dance. His collegiate teams have made postseason appearances in 22 of the last 29 years. He has guided teams to 18 NCAA Tournaments, five Sweet 16s and two Final Fours.

As hard as Kruger works to achieve excellence on the hardwood, he is just as committed to his role as a community leader in the fight against cancer. Kruger is in his first year as council chair of Coaches vs. Cancer, a nationwide program partnering with the American Cancer Society and the National Association of Basketball Coaches. Kruger has been a member of the Coaches vs. Cancer Council since 2007 and has been a longtime supporter of the American Cancer Society.

Kruger's accolades both on and off the court have earned him multiple recognitions over recent years. In 2017, Kruger was honored with the National Association of Basketball Coaches (NABC) Metropolitan Award for long and outstanding service to men's college basketball.

Before the start of the 2018-19 campaign, the John R. Wooden Award selected him as the 2019 recipient of its Legends of Coaching Award. Created in 1999, the Legends of Coaching honor recognizes college coaches who exemplify Coach Wooden's high standard of coaching success and personal integrity. The honorees are selected based on character, success on the court, graduation rate of student-athletes in their basketball program, coaching philosophy and identification with the goals of the John R. Wooden Award.

Kruger rebuilt the Sooners upon his arrival in Norman. His 111 wins in the first five seasons are the second most through the first five seasons of coaching at OU (Billy Tubbs went 115-49 from 1980-85). He was the first coach in OU history to win six NCAA tournament games within his first five seasons. Following the 2013-14 season, he was voted the AP Big 12 Coach of the Year.

Under Kruger, Sooner players have earned First-Team All-Big 12 selections on four occasions and racked up 20 Academic All-Big 12 honors. Buddy Hield, who played four seasons for Kruger (2012-16), was named the winner of the 2016 Wooden Award, Naismith Trophy and the Oscar Robertson Trophy as the national player of the year (first consensus player of the year for OU since Blake Griffin in 2009). Hield was named Big 12 Player of the Year in both 2015 and 2016 (second player in conference history to win the award twice) and exited OU as the Big 12's all-time leading scorer.

This past season, Kruger mentored Trae Young – the first player in college basketball history to lead the country in both points and assists. Oklahoma's 11th Consensus All-America First Team selection, Young set program, conference and NCAA records throughout his lone season with the Sooners.

Four Sooners have been drafted into the NBA during Kruger's tenure, including two in the top six. Young was taken as the fifth overall pick in the 2018 NBA Draft while Hield was selected as the sixth overall choice 2016. Isaiah Cousins (2016) and Romero Osby (2013) were chosen in the second round of their respective drafts.

*A full bio is available on [SoonerSports.com](http://SoonerSports.com)*

## LON KRUGER YEAR BY YEAR

Year	School	Record	Pct.
1982-83	Pan American	7-21	.250
1983-84	Pan American	13-14	.481
1984-85	Pan American	12-16	.429
1985-86	Pan American	20-8	.714
1986-87	* Kansas State	20-11	.645
1987-88	* Kansas State	25-9	.735
1988-89	* Kansas State	19-11	.633
1989-90	* Kansas State	17-15	.531
1990-91	Florida	11-17	.393
1991-92	^ Florida	19-14	.576
1992-93	^ Florida	16-12	.571
1993-94	* Florida	29-8	.784
1994-95	* Florida	17-13	.567
1995-96	Florida	12-16	.429
1996-97	* Illinois	22-10	.688
1997-98	* Illinois	23-10	.697
1998-99	Illinois	14-18	.438
1999-00	* Illinois	22-10	.688
2004-05	^ UNLV	17-14	.548
2005-06	UNLV	17-13	.567
2006-07	* UNLV	30-7	.811
2007-08	* UNLV	27-8	.771
2008-09	^ UNLV	21-11	.656
2009-10	* UNLV	25-9	.735
2010-11	* UNLV	24-9	.727
2011-12	Oklahoma	15-16	.483
2012-13	* Oklahoma	20-12	.625
2013-14	* Oklahoma	23-10	.697
2014-15	* Oklahoma	24-11	.686
2015-16	* Oklahoma	29-8	.784
2016-17	Oklahoma	11-20	.354
2017-18	* Oklahoma	18-14	.563
2018-19	Oklahoma	17-10	.630
<b>Totals</b>		<b>636-405</b>	<b>.611</b>

\* NCAA Tournament ^ NIT

GAME 28: OKLAHOMA VS. IOWA STATE

#24 JAMAL BIENIEMY

Date	Opponent	MIN	FG	3FG	FT	O-D-T	PF	A	TO	B	S	TP
N9	at UTRGV	12	0-2	0-0	1-3	0-1-1	1	4	0	0	1	1
N12	at UTSA	21	4-6	0-0	0-0	0-2-2	1	4	1	0	5	8
N18	Wofford	13	0-2	0-0	0-0	0-0-0	0	0	0	0	2	0
N21	vs. Florida	25	2-10	0-3	0-0	0-5-5	0	2	2	0	1	4
N22	vs. Wisconsin	17	1-3	0-0	1-2	0-2-2	1	2	1	1	1	3
N23	vs. Dayton	18	1-2	1-1	0-1	0-1-1	3	3	1	0	1	3
N27	North Texas	19	1-4	1-2	0-0	0-6-6	0	0	1	0	1	3
D4	vs. Notre Dame	16	1-5	1-2	0-0	0-1-1	2	4	1	0	1	3
D8	Wichita State	22	2-7	1-2	0-0	0-4-4	2	3	2	0	1	5
D15	Southern California	19	0-1	0-0	2-2	0-5-5	0	6	1	0	2	2
D18	Creighton	22	1-5	1-2	0-0	1-0-1	3	2	1	0	0	3
D21	at Northwestern	20	2-3	0-1	0-0	1-2-3	1	5	0	0	2	4
J2	at Kansas	13	3-3	1-1	0-0	0-0-0	1	0	0	0	0	7
J5	Oklahoma State	19	1-3	1-3	0-0	2-1-3	2	5	2	0	0	3
J8	at Texas Tech	23	1-8	1-4	0-0	1-4-5	1	5	1	0	1	3
J12	TCU	17	2-4	0-0	0-0	0-1-1	2	2	1	1	0	4
J16	Kansas State	20	1-3	1-2	0-0	0-0-0	1	1	0	0	2	3
J19	at Texas*	36	4-7	3-6	0-0	1-1-2	1	2	0	0	1	11
J23	at Oklahoma State*	35	6-6	3-3	2-2	0-3-3	1	1	0	0	3	17
J26	Vanderbilt*	29	0-2	0-1	0-0	0-5-5	1	7	1	0	4	0
J28	Baylor*	30	0-6	0-4	0-0	2-1-3	2	6	1	0	0	0
F2	at West Virginia*	28	1-3	1-3	0-0	0-0-0	5	5	1	0	3	3
F4	Iowa State*	33	2-5	1-1	0-0	0-1-1	3	2	2	0	1	5
F9	Texas Tech*	35	3-8	0-1	0-1	0-2-2	4	3	2	0	4	6
F11	at Baylor*	36	1-5	1-4	0-0	0-2-2	3	3	0	1	1	3
F16	at TCU*	28	1-4	1-3	0-0	0-2-2	3	3	4	0	0	3
F23	Texas*	33	1-3	0-1	0-1	0-5-5	0	8	1	2	2	2
F25	at Iowa State											
M2	West Virginia											
M5	Kansas											
M9	at Kansas State											

\* Starter

#2 AARON CALIXTE

Date	Opponent	MIN	FG	3FG	FT	O-D-T	PF	A	TO	B	S	TP
N9	at UTRGV*	28	4-7	3-4	4-4	0-2-2	1	3	3	0	1	15
N12	at UTSA*	28	6-17	3-7	3-4	1-1-2	0	4	1	0	0	18
N18	Wofford*	29	3-6	0-1	1-2	0-2-2	0	2	0	0	1	7
N21	vs. Florida*	15	1-3	0-1	2-2	1-2-3	4	2	3	0	1	4
N22	vs. Wisconsin*	23	5-10	0-2	0-0	0-2-2	1	2	2	0	0	10
N23	vs. Dayton*	24	1-4	0-1	0-0	0-4-4	4	3	1	0	0	2
N27	North Texas*	26	3-7	0-3	1-3	0-2-2	1	3	2	0	1	7
D4	vs. Notre Dame*	25	5-5	2-2	0-1	0-3-3	0	4	4	0	0	12
D8	Wichita State*	19	3-6	2-3	2-2	1-2-3	1	3	3	0	0	10
D15	Southern California	22	4-8	0-2	0-0	0-2-2	1	4	4	0	1	8
D18	Creighton*	19	1-4	0-2	0-0	0-4-4	2	4	3	0	0	2
D21	at Northwestern*	25	4-10	1-3	0-0	1-3-4	3	6	2	0	1	9
J2	at Kansas*	27	4-8	2-4	0-0	0-1-1	2	3	4	0	0	10
J5	Oklahoma State*	26	1-5	1-5	5-6	2-3-5	2	2	1	0	0	8
J8	at Texas Tech*	28	3-9	2-5	0-0	0-1-1	2	3	1	0	0	8
J12	TCU*	28	3-6	3-5	3-4	0-1-1	1	4	3	0	1	12
J16	Kansas State*	20	2-4	2-4	0-0	0-1-1	0	1	4	0	0	6
J19	at Texas	9	1-2	0-1	1-1	0-1-1	0	1	1	0	0	3
J23	at Oklahoma State	17	0-4	0-3	0-0	0-0-0	1	1	1	0	1	0
J26	Vanderbilt	22	3-8	2-5	0-0	0-1-1	2	1	0	0	0	8
J28	Baylor	24	1-3	1-2	2-2	0-2-2	3	0	2	0	1	5
F2	at West Virginia	27	5-11	3-6	4-4	0-1-1	3	3	3	0	0	17
F4	Iowa State*	25	1-10	1-5	0-0	0-2-2	3	1	0	0	0	3
F9	Texas Tech*	24	0-6	0-4	0-1	0-2-2	2	1	4	0	1	0
F11	at Baylor	12	1-2	0-1	0-0	0-0-0	0	1	0	0	0	2
F16	at TCU	12	0-0	0-0	0-0	0-1-1	0	1	2	0	0	0
F23	Texas	7	0-0	0-0	0-0	0-0-0	0	0	0	0	0	0
F25	at Iowa State											
M2	West Virginia											
M5	Kansas											
M9	at Kansas State											

\* Starter

#21 KRISTIAN DOOLITTLE

Date	Opponent	MIN	FG	3FG	FT	O-D-T	PF	A	TO	B	S	TP
N9	at UTRGV*	13	3-4	0-0	1-1	0-3-3	5	1	2	1	1	7
N12	at UTSA*	26	4-4	0-0	0-0	2-9-11	0	1	1	0	0	8
N18	Wofford*	28	3-8	0-0	2-6	2-7-9	2	1	0	0	0	8
N21	vs. Florida*	16	1-3	0-0	0-0	4-4-8	0	1	2	2	1	2
N22	vs. Wisconsin*	23	4-5	0-0	1-1	2-3-5	1	0	2	0	1	9
N23	vs. Dayton*	19	0-3	0-0	0-0	1-0-1	2	0	0	0	1	0
N27	North Texas*	21	3-5	0-0	2-3	0-3-3	2	0	0	0	0	8
D4	vs. Notre Dame*	18	3-5	0-0	0-0	0-3-3	4	0	1	0	1	6
D8	Wichita State*	21	3-5	0-0	0-0	4-4-8	4	0	1	0	1	8
D15	Southern California*	16	2-3	0-0	1-1	0-5-5	5	0	1	1	1	5
D18	Creighton	34	4-7	0-1	5-6	1-4-5	1	1	0	0	0	13
D21	at Northwestern	34	7-12	0-0	0-1	3-6-9	2	2	0	0	0	14
J2	at Kansas*	32	5-12	0-0	2-3	1-7-8	4	2	2	0	0	12
J5	Oklahoma State*	27	4-8	0-0	8-10	1-7-8	2	0	2	1	0	16
J8	at Texas Tech*	36	4-9	0-0	1-1	3-5-8	3	0	3	0	5	9
J12	TCU*	34	9-12	0-0	6-9	1-9-10	0	0	1	0	2	24
J16	Kansas State*	37	3-8	0-2	1-2	2-3-5	3	4	3	0	0	7
J19	at Texas*	33	3-8	0-1	3-4	2-6-8	4	2	1	1	1	9
J23	at Oklahoma State*	34	2-7	0-0	3-4	1-6-7	1	5	2	1	2	7
J26	Vanderbilt*	15	1-4	0-0	2-2	0-3-3	1	0	1	0	1	4
J28	Baylor*	32	5-12	0-0	2-4	2-4-6	1	1	3	2	0	12
F2	at West Virginia*	34	2-6	0-0	3-3	2-10-12	4	1	1	1	1	7
F4	Iowa State*	36	8-13	0-0	3-3	2-7-9	0	2	2	2	0	19
F9	Texas Tech*	30	3-8	0-0	4-4	1-3-4	3	2	2	0	0	10
F11	at Baylor*	37	7-15	0-0	0-1	2-2-4	5	2	3	1	2	14
F16	at TCU*	33	8-11	0-0	5-6	0-10-10	0	5	2	1	0	21
F23	Texas*	33	5-15	0-0	5-7	2-5-7	2	1	2	1	0	33
F25	at Iowa State											
M2	West Virginia											
M5	Kansas											
M9	at Kansas State											

\* Starter

#5 MATT FREEMAN

Date	Opponent	MIN	FG	3FG	FT	O-D-T	PF	A	TO	B	S	TP
N9	at UTRGV	8	1-2	1-2	0-0	0-0-0	0	1	1	1	0	3
N12	at UTSA	9	0-1	0-1	0-0	0-3-3	1	1	0	1	0	0
N18	Wofford	12	4-6	3-4	0-0	1-1-2	1	2	0	0	0	11
N21	vs. Florida	10	1-3	1-2	0-0	0-2-2	0	1	0	0	0	3
N22	vs. Wisconsin	11	1-3	0-1	0-0	0-0-0	2	1	1	0	1	2
N23	vs. Dayton	12	1-1	1-1	0-0	0-2-2	1	1	0	0	0	3
N27	North Texas	13	0-2	0-1	0-0	1-1-2	2	1	1	0	0	0
D4	vs. Notre Dame	16	4-8	3-6	0-0	0-4-4	3	1	0	2	0	11
D8	Wichita State	22	3-5	3-5	2-2	0-3-3	1	0	3	0	1	11
D15	Southern California	21	2-5	2-3	0-0	1-1-2	2	0	0	0	0	6
D18	Creighton	20	1-6	0-2	1-2	1-3-4	2	1	0	2	1	3
D21	at Northwestern	20	1-4	0-2	0-0	2-1-3	2	0	0	0	0	2
J2	at Kansas	15	0-4	0-4	0-0	1-0-1	1	0	1	0	0	0
J5	Oklahoma State	9	1-5	1-4	0-0	0-1-1	2	0	0	0	0	3
J8	at Texas Tech	5	0-1	0-1	0-0	0-0-0	1	0	0	0	0	0
J12	TCU	3	0-1	0-1	0-0	0-0-0	0	0	0	0	0	0
J16	Kansas State	14	0-2	0-2	0-0	0-1-1	3	0	2	0	0	0
J19	at Texas	3	0-0	0-0	0-0	0-1-1	1	0	1	0	0	0
J23	at Oklahoma State					DNP						
J26	Vanderbilt	10	2-4	0-2	0-0	0-1-1	0	0	1	1	0	4
J28	Baylor	5	0-0	0-0	0-0	0-0-0	0	0	0	1	0	0
F2	at West Virginia					DNP						
F4	Iowa State	8	2-5	2-5	0-0	0-0-0	1	0	1	0	1	6
F9	Texas Tech	15	0-2	0-1	0-0	0-0-0	0	0	0	0	0	0
F11	at Baylor	13	2-4	1-2	0-0	0-1-1	1	0	1	0	0	5
F16	at TCU	11	2-5	2-4	0-0	0-3-3	0	0	0	1	0	6
F23	Texas	10	3-4	0-1	0-0	0-1-1	2	0	0	0	0	6
F25	at Iowa State											
M2	West Virginia											
M5	Kansas											
M9	at Kansas State											

\* Starter



#22 PATRICK GEHA													
Date	Opponent	MIN	FG	3FG	FT	O-D-T	PF	A	TO	B	S	TP	
N9	at UTRGV					DNP							
N12	at UTSA					DNP							
N18	Wofford	1	0-0	0-0	0-2	0-0-0	0	0	0	0	0	0	
N21	vs. Florida					DNP							
N22	vs. Wisconsin					DNP							
N23	vs. Dayton					DNP							
N27	North Texas					DNP							
D4	vs. Notre Dame					DNP							
D8	Wichita State	1	1-1	0-0	0-0	0-0-0	0	0	0	0	0	2	
D15	Southern California					DNP							
D18	Creighton					DNP							
D21	at Northwestern					DNP							
J2	at Kansas					DNP							
J5	Oklahoma State					DNP							
J8	at Texas Tech					DNP							
J12	TCU					DNP							
J16	Kansas State					DNP							
J19	at Texas					DNP							
J23	at Oklahoma State					DNP							
J26	Vanderbilt	4	1-1	0-0	0-0	0-0-0	0	0	1	0	0	2	
J28	Baylor	1	0-0	0-0	0-0	0-0-0	0	0	0	0	0	0	
F2	at West Virginia					DNP							
F4	Iowa State					DNP							
F9	Texas Tech					DNP							
F11	at Baylor					DNP							
F16	at TCU					DNP							
F23	Texas					DNP							
F25	at Iowa State												
M2	West Virginia												
M5	Kansas												
M9	at Kansas State												

\* Starter

#0 CHRISTIAN JAMES													
Date	Opponent	MIN	FG	3FG	FT	O-D-T	PF	A	TO	B	S	TP	
N9	at UTRGV*	36	9-17	4-10	7-8	0-3-3	1	1	1	1	2	29	
N12	at UTSA*	33	8-10	3-5	5-5	1-2-3	3	1	3	0	0	24	
N18	Wofford*	33	4-9	0-4	7-8	2-3-5	3	3	2	0	0	15	
N21	vs. Florida*	28	6-15	3-7	3-3	1-6-7	0	1	2	0	0	18	
N22	vs. Wisconsin*	33	7-12	4-8	0-1	0-2-2	1	1	3	0	1	18	
N23	vs. Dayton*	39	8-15	4-8	1-2	0-5-5	2	4	1	1	1	21	
N27	North Texas*	20	3-7	2-4	1-2	0-2-2	3	4	3	0	0	9	
D4	vs. Notre Dame*	36	10-19	3-8	2-2	1-9-10	4	3	1	0	0	25	
D8	Wichita State*	33	5-11	3-6	1-2	2-11-13	0	2	5	1	1	14	
D15	Southern California*	36	6-16	0-6	4-7	2-13-15	2	2	2	0	1	16	
D18	Creighton*	14	5-10	1-3	3-5	1-11-12	4	0	4	0	0	14	
D21	at Northwestern*	43	5-21	2-10	0-0	1-8-9	2	2	1	2	2	12	
J2	at Kansas*	37	4-15	1-7	3-5	5-6-11	0	0	0	1	1	16	
J5	Oklahoma State*	38	5-13	3-7	1-2	4-7-11	2	0	2	0	2	14	
J8	at Texas Tech*	36	4-12	3-10	3-4	2-4-6	4	1	3	1	1	14	
J12	TCU*	35	5-13	0-4	5-6	1-7-8	2	4	4	1	4	15	
J16	Kansas State*	34	5-12	1-4	9-11	4-3-7	2	3	3	0	2	20	
J19	at Texas*	35	7-17	3-4	3-3	2-5-7	5	1	3	0	0	20	
J23	at Oklahoma State*	29	2-7	0-4	1-1	1-4-5	2	2	1	0	0	5	
J26	Vanderbilt*	28	8-15	3-9	2-2	2-3-5	0	2	1	0	3	21	
J28	Baylor*	31	2-9	1-7	3-4	1-6-7	1	2	2	0	0	8	
F2	at West Virginia*	31	1-10	0-4	8-8	1-1-2	4	2	1	0	2	10	
F4	Iowa State*	30	4-10	0-2	2-3	0-4-4	2	2	0	0	0	10	
F9	Texas Tech*	33	4-14	3-4	0-0	2-6-8	2	0	2	0	0	11	
F11	at Baylor*	36	4-8	1-3	2-4	4-4-8	1	2	2	0	2	11	
F16	at TCU*	39	6-10	2-5	0-0	0-1-1	1	5	1	0	3	14	
F23	Texas*	37	7-16	4-8	1-1	0-8-8	2	1	3	0	1	19	
F25	at Iowa State												
M2	West Virginia												
M5	Kansas												
M9	at Kansas State												

\* Starter

#52 KUR KUATH													
Date	Opponent	MIN	FG	3FG	FT	O-D-T	PF	A	TO	B	S	TP	
N9	at UTRGV	9	1-3	0-0	0-1	1-1-2	2	1	0	1	0	2	
N12	at UTSA	7	1-1	0-0	0-0	0-1-1	0	0	0	1	0	2	
N18	Wofford	7	0-1	0-0	0-0	0-1-1	0	0	1	0	0	0	
N21	vs. Florida	3	1-1	0-0	0-0	0-0-0	0	0	0	0	0	2	
N22	vs. Wisconsin	6	0-1	0-0	0-0	1-0-1	1	0	1	1	0	0	
N23	vs. Dayton	1	0-0	0-0	0-0	0-0-0	0	0	0	0	0	0	
N27	North Texas					DNP							
D4	vs. Notre Dame					DNP							
D8	Wichita State					DNP							
D15	Southern California					DNP							
D18	Creighton					DNP							
D21	at Northwestern					DNP							
J2	at Kansas					DNP							
J5	Oklahoma State					DNP							
J8	at Texas Tech					DNP							
J12	TCU					DNP							
J16	Kansas State					DNP							
J19	at Texas					DNP							
J23	at Oklahoma State					DNP							
J26	Vanderbilt					DNP							
J28	Baylor					DNP							
F2	at West Virginia					DNP							
F4	Iowa State					DNP							
F9	Texas Tech					DNP							
F11	at Baylor					DNP							
F16	at TCU					DNP							
F23	Texas					DNP							
F25	at Iowa State												
M2	West Virginia												
M5	Kansas												
M9	at Kansas State												

\* Starter

#14 TY LAZENBY													
Date	Opponent	MIN	FG	3FG	FT	O-D-T	PF	A	TO	B	S	TP	
N9	at UTRGV					DNP							
N12	at UTSA					DNP							
N18	Wofford					DNP							
N21	vs. Florida					DNP							
N22	vs. Wisconsin					DNP							
N23	vs. Dayton					DNP							
N27	North Texas					DNP							
D4	vs. Notre Dame					DNP							
D8	Wichita State					DNP							
D15	Southern California					DNP							
D18	Creighton					DNP							
D21	at Northwestern					DNP							
J2	at Kansas					DNP							
J5	Oklahoma State					DNP							
J8	at Texas Tech					DNP							
J12	TCU					DNP							
J16	Kansas State					DNP							
J19	at Texas					DNP							
J23	at Oklahoma State					DNP							
J26	Vanderbilt					DNP							
J28	Baylor					DNP							
F2	at West Virginia					DNP							
F4	Iowa State					DNP							
F9	Texas Tech					DNP							
F11	at Baylor					DNP							
F16	at TCU					DNP							
F23	Texas					DNP							
F25	at Iowa State												
M2	West Virginia												
M5	Kansas												
M9	at Kansas State												

\* Starter

GAME 28: OKLAHOMA VS. IOWA STATE

#35 BRADY MANEK

Date	Opponent	MIN	FG	3FG	FT	O-D-T	PF	A	TO	B	S	TP
N9	at UTRGV*	30	4-8	2-5	2-4	3-9-12	2	2	4	2	1	12
N12	at UTSA*	28	4-11	1-5	1-2	2-9-11	1	1	2	2	1	10
N18	Wofford*	30	6-13	3-7	3-3	2-9-11	2	1	0	0	0	18
N21	vs. Florida*	30	2-7	0-4	2-2	1-9-10	2	1	1	0	2	6
N22	vs. Wisconsin*	27	1-5	1-2	0-1	2-3-5	0	0	1	0	1	3
N23	vs. Dayton*	21	1-8	0-5	1-1	2-5-7	0	1	0	0	0	3
N27	North Texas*	27	3-8	1-3	3-4	0-8-8	1	3	3	2	3	10
D4	vs. Notre Dame*	36	6-10	5-8	0-0	1-7-8	1	1	1	0	0	17
D8	Wichita State*	26	2-11	0-5	4-7	1-2-3	2	0	1	0	1	8
D15	Southern California*	26	5-11	2-4	3-5	3-2-5	3	1	3	1	0	15
D18	Creighton*	17	7-10	2-4	2-2	3-2-5	0	1	1	0	0	18
D21	at Northwestern*	28	3-7	1-3	2-2	2-3-5	4	0	4	1	1	9
J2	at Kansas*	32	6-13	1-4	3-5	5-6-11	0	0	0	1	1	16
J5	Oklahoma State*	30	4-12	1-5	6-8	1-4-5	1	0	1	1	0	15
J8	at Texas Tech*	30	4-10	3-6	2-2	3-4-7	0	1	1	0	0	13
J12	TCU*	30	5-11	2-5	0-0	1-4-5	0	0	0	4	0	12
J16	Kansas State*	25	2-4	1-3	0-0	0-5-5	0	0	1	0	0	5
J19	at Texas*	29	4-10	1-5	0-0	1-4-5	0	0	0	2	2	9
J23	at Oklahoma State*	27	6-11	2-6	1-1	1-2-3	1	1	1	0	0	15
J26	Vanderbilt*	24	6-11	2-6	2-2	1-3-4	2	0	2	1	0	16
J28	Baylor*	27	1-4	1-3	0-0	0-5-5	1	0	1	0	0	3
F2	at West Virginia*	27	7-10	4-6	0-2	2-2-4	1	0	4	0	0	18
F4	Iowa State*	25	6-9	4-7	0-0	0-2-2	1	2	1	2	0	16
F9	Texas Tech*	32	5-10	1-4	0-0	3-8-11	2	1	2	1	1	11
F11	at Baylor*	30	4-9	0-3	3-4	3-2-5	1	1	1	0	2	11
F16	at TCU*	29	5-12	2-4	2-2	2-5-7	1	4	1	1	1	14
F23	Texas*	30	5-7	2-3	0-0	0-5-5	2	1	2	0	0	12
F25	at Iowa State											
M2	West Virginia											
M5	Kansas											
M9	at Kansas State											

\* Starter

#4 JAMUNI MCNEACE

Date	Opponent	MIN	FG	3FG	FT	O-D-T	PF	A	TO	B	S	TP
N9	at UTRGV*	29	4-6	0-0	1-4	4-8-12	4	1	1	0	1	9
N12	at UTSA*	21	4-9	0-0	0-0	1-2-3	1	1	4	1	0	8
N18	Wofford*	19	2-5	0-0	0-3	0-4-4	2	0	0	0	0	4
N21	vs. Florida*	31	5-8	0-0	1-1	3-3-6	3	2	0	4	0	11
N22	vs. Wisconsin*	28	2-5	0-0	1-3	2-4-6	4	0	1	5	0	5
N23	vs. Dayton*	34	7-11	0-0	2-3	2-6-8	1	2	4	3	0	16
N27	North Texas*	30	5-6	0-0	6-13	3-7-10	4	0	1	2	0	16
D4	vs. Notre Dame					DNP						
D8	Wichita State					DNP						
D15	Southern California	14	1-4	0-0	0-0	0-3-3	4	1	2	0	1	2
D18	Creighton*	17	2-2	0-0	0-0	0-1-1	4	0	3	3	0	4
D21	at Northwestern*	7	1-1	0-0	0-0	1-1-2	1	1	2	0	0	2
J2	at Kansas	2	0-1	0-0	0-0	1-0-1	0	0	0	0	0	0
J5	Oklahoma State	11	0-1	0-0	1-5	0-3-3	2	1	0	0	0	1
J8	at Texas Tech	8	1-1	0-0	0-0	0-1-1	3	0	2	1	0	2
J12	TCU*	22	3-7	0-0	0-0	1-5-6	1	1	0	2	0	6
J16	Kansas State*	14	0-1	0-0	0-2	0-2-2	3	0	1	1	0	0
J19	at Texas	15	3-8	0-0	0-0	0-3-3	4	0	0	0	0	6
J23	at Oklahoma State	19	5-6	0-0	3-5	1-2-3	1	0	0	1	0	13
J26	Vanderbilt	19	1-3	0-0	0-0	0-3-3	0	0	0	0	1	2
J28	Baylor	14	1-5	0-0	0-0	2-2-4	3	0	0	0	1	2
F2	at West Virginia	16	1-1	0-0	0-1	0-3-3	1	0	0	0	0	2
F4	Iowa State	10	1-2	0-0	0-0	2-1-3	1	0	1	0	0	2
F9	Texas Tech					DNP						
F11	at Baylor					DNP						
F16	at TCU	7	1-3	0-0	0-0	1-1-2	2	0	0	0	0	2
F23	Texas	7	2-4	0-0	0-0	0-1-1	3	0	0	0	0	4
F25	at Iowa State											
M2	West Virginia											
M5	Kansas											
M9	at Kansas State											

\* Starter

#1 RASHARD ODOMES

Date	Opponent	MIN	FG	3FG	FT	O-D-T	PF	A	TO	B	S	TP
N9	at UTRGV	14	3-4	1-1	0-0	0-1-1	1	1	1	1	1	7
N12	at UTSA	9	1-4	0-0	0-0	1-0-1	3	0	2	0	1	2
N18	Wofford	8	0-2	0-0	0-0	0-1-1	1	1	1	0	1	0
N21	vs. Florida	15	5-7	0-0	1-5	3-0-3	1	1	2	1	1	11
N22	vs. Wisconsin	14	3-7	0-0	1-1	1-1-2	2	1	0	0	0	7
N23	vs. Dayton	8	0-1	0-0	0-0	0-0-0	2	1	0	0	0	0
N27	North Texas	11	1-3	1-1	0-2	0-1-1	0	0	1	0	1	3
D4	vs. Notre Dame	14	1-6	0-0	0-1	3-2-5	2	3	1	0	0	2
D8	Wichita State	18	2-5	0-1	0-0	1-5-6	1	0	1	0	1	4
D15	Southern California	14	3-3	1-1	0-0	0-0-0	1	0	2	0	0	7
D18	Creighton	23	6-8	0-0	1-4	1-0-1	1	0	1	0	1	13
D21	at Northwestern	18	6-11	0-0	1-1	2-1-3	0	1	1	0	0	13
J2	at Kansas	12	0-1	0-1	0-0	1-0-1	2	0	3	1	0	0
J5	Oklahoma State	19	3-5	0-1	0-0	2-1-3	3	2	2	0	2	6
J8	at Texas Tech	9	2-3	0-0	2-2	1-0-1	1	0	1	0	0	6
J12	TCU	8	0-0	0-0	1-2	0-0-0	1	0	0	0	0	1
J16	Kansas State	25	8-10	0-0	1-6	2-2-4	3	2	1	0	0	17
J19	at Texas*	26	5-8	0-0	1-1	2-0-2	3	1	0	0	0	11
J23	at Oklahoma State*	24	4-6	1-1	2-3	1-3-4	3	5	1	0	1	11
J26	Vanderbilt*	22	7-8	0-0	0-1	1-2-3	2	3	0	0	1	14
J28	Baylor*	19	2-8	0-1	2-3	1-0-1	0	2	2	0	0	6
F2	at West Virginia*	17	2-3	0-0	1-2	0-1-1	3	1	3	0	1	5
F4	Iowa State	16	2-8	0-1	5-6	2-1-3	1	2	0	1	0	9
F9	Texas Tech	18	5-5	0-0	4-6	2-2-4	2	0	0	0	0	14
F11	at Baylor*	32	2-10	0-2	3-6	4-6-10	3	1	2	0	1	7
F16	at TCU*	17	1-3	0-0	2-2	2-1-3	1	0	0	0	1	4
F23	Texas*	29	3-6	0-1	0-0	1-1-2	0	2	1	0	1	6
F25	at Iowa State											
M2	West Virginia											
M5	Kansas											
M9	at Kansas State											

\* Starter

#44 HANNES PÖLLÄ

Date	Opponent	MIN	FG	3FG	FT	O-D-T	PF	A	TO	B	S	TP
N9	at UTRGV	2	0-0	0-0	0-0	0-1-1	1	0	0	0	0	0
N12	at UTSA	1	0-0	0-0	0-0	1-0-1	1	0	0	0	0	0
N18	Wofford	3	0-0	0-0	0-0	0-0-0	1	0	1	0	0	0
N21	vs. Florida	2	0-0	0-0	0-0	0-0-0	0	0	0	1	0	0
N22	vs. Wisconsin					DNP						
N23	vs. Dayton					DNP						
N27	North Texas					DNP						
D4	vs. Notre Dame	10	0-1	0-0	0-0	0-1-1	1	0	1	2	0	0
D8	Wichita State	8	2-2	0-0	2-2	3-0-4	2	0	0	1	0	6
D15	Southern California	2	0-0	0-0	0-0	0-0-0	1	0	0	0	0	0
D18	Creighton					DNP						
D21	at Northwestern					DNP						
J2	at Kansas					DNP						
J5	Oklahoma State					DNP						
J8	at Texas Tech					DNP						
J12	TCU					DNP						
J16	Kansas State					DNP						
J19	at Texas					DNP						
J23	at Oklahoma State					DNP						
J26	Vanderbilt	8	3-3	0-0	0-0	0-2-2	2	0	1	2	0	6
J28	Baylor	4	0-1	0-0	0-0	0-0-0	0	1	0	0	0	0
F2	at West Virginia	4	0-0	0-0	3-4	1-1-2	2	0	1	0	0	3
F4	Iowa State					DNP						
F9	Texas Tech	3	0-1	0-0	0-0	1-0-1	1	0	0	0	0	0
F11	at Baylor					DNP						
F16	at TCU					DNP						
F23	Texas					DNP						
F25	at Iowa State											
M2	West Virginia											
M5	Kansas											
M9	at Kansas State											

\* Starter

#3 MILES REYNOLDS												
Date	Opponent	MIN	FG	3FG	FT	O-D-T	PF	A	TO	B	S	TP
N9	at UTRGV	19	0-5	0-1	6-6	0-2-2	4	1	2	0	0	6
N12	at UTSA	17	3-6	1-1	0-0	0-2-2	2	0	0	0	1	7
N18	Wofford	18	3-6	0-2	6-6	0-1-1	2	1	2	0	1	12
N21	vs. Florida	25	1-7	0-1	2-2	1-0-1	3	2	2	0	0	4
N22	vs. Wisconsin	18	0-0	0-0	1-2	0-1-1	1	0	3	0	0	1
N23	vs. Dayton	23	2-5	0-2	13-14	0-4-4	3	0	1	0	1	17
N27	North Texas	31	6-11	1-3	4-6	1-2-3	2	1	2	0	2	17
D4	vs. Notre Dame*	29	2-9	1-3	4-4	2-2-4	1	3	1	0	1	9
D8	Wichita State*	29	3-6	1-3	7-7	1-3-4	2	2	2	0	1	14
D15	Southern California*	30	7-10	1-2	5-10	1-3-4	1	0	1	0	1	20
D18	Creighton*	34	3-6	1-3	6-9	0-4-4	2	4	3	0	0	2
D21	at Northwestern*	30	3-6	1-2	4-6	0-5-5	1	2	2	0	0	11
J2	at Kansas*	30	3-5	0-1	1-1	1-2-3	5	2	4	0	2	7
J5	Oklahoma State*	21	2-6	0-3	4-5	0-3-3	4	2	2	0	0	8
J8	at Texas Tech*	25	1-9	0-3	2-5	2-2-4	3	1	2	0	0	4
J12	TCU*	23	0-1	0-0	2-4	0-3-3	3	3	0	1	1	2
J16	Kansas State	11	1-3	0-1	1-2	0-1-1	1	1	1	0	2	3
J19	at Texas	14	0-1	0-0	3-4	0-2-2	0	1	0	0	1	3
J23	at Oklahoma State	15	1-5	0-1	0-0	0-2-2	1	2	0	0	1	2
J26	Vanderbilt	1	4-6	0-0	1-2	0-1-1	2	2	2	0	1	9
J28	Baylor	13	3-7	1-3	4-4	0-1-1	3	0	2	0	1	11
F2	at West Virginia	16	2-6	0-2	2-5	0-3-3	5	0	1	0	0	6
F4	Iowa State	17	2-3	0-0	0-0	0-3-3	1	1	0	0	0	4
F9	Texas Tech	10	1-4	0-0	0-0	0-0-0	1	2	0	0	1	2
F11	at Baylor	4	0-1	0-1	0-0	0-2-2	0	1	1	0	0	0
F16	at TCU	24	3-6	0-0	1-3	0-1-1	1	0	1	0	0	7
F23	Texas	14	2-3	0-0	1-3	0-1-1	1	0	0	0	0	5
F25	at Iowa State											
M2	West Virginia											
M5	Kansas											
M9	at Kansas State											

\* Starter

#32 READ STRELLER												
Date	Opponent	MIN	FG	3FG	FT	O-D-T	PF	A	TO	B	S	TP
N9	at UTRGV											DNP
N12	at UTSA											DNP
N18	Wofford	1	0-0	0-0	0-0	0-0-0	1	0	0	0	0	0
N21	vs. Florida											DNP
N22	vs. Wisconsin											DNP
N23	vs. Dayton											DNP
N27	North Texas											DNP
D4	vs. Notre Dame											DNP
D8	Wichita State	1	0-0	0-0	0-0	0-0-0	0	0	0	0	0	0
D15	Southern California											DNP
D18	Creighton											DNP
D21	at Northwestern											DNP
J2	at Kansas											DNP
J5	Oklahoma State											DNP
J8	at Texas Tech											DNP
J12	TCU											DNP
J16	Kansas State											DNP
J19	at Texas											DNP
J23	at Oklahoma State											DNP
J26	Vanderbilt	3	0-0	0-0	0-0	0-1-1	1	0	1	0	0	0
J28	Baylor											DNP
F2	at West Virginia											DNP
F4	Iowa State											DNP
F9	Texas Tech											DNP
F11	at Baylor											DNP
F16	at TCU											DNP
F23	Texas											DNP
F25	at Iowa State											
M2	West Virginia											
M5	Kansas											
M9	at Kansas State											

\* Starter

**2018-19 OKLAHOMA BASKETBALL**  
**Oklahoma Combined Team Statistics (as of Feb 23, 2019)**  
**All games**

<b>RECORD:</b>	<b>OVERALL</b>	<b>HOME</b>	<b>AWAY</b>	<b>NEUTRAL</b>
ALL GAMES	17-10	9-4	5-5	3-1
CONFERENCE	5-9	3-4	2-5	0-0
NON-CONFERENCE	12-1	6-0	3-0	3-1

#	Player	gp-gs	min	avg	Total		3-Point		F-Throw		Rebounds				pf	dq	a	to	blk	stl	pts	avg
					fg-fga	fg%	3fg-fga	3fg%	ft-fa	ft%	off	def	tot	avg								
00	James,Christian	27-27	893	33.1	144-343	.420	54-161	.335	76-98	.776	35	150	185	6.9	57	1	53	58	7	30	418	15.5
35	Manek,Brady	27-27	753	27.9	114-252	.452	45-125	.360	42-59	.712	45	129	174	6.4	31	0	23	39	21	17	315	11.7
21	Doolittle,Kristian	27-25	752	27.9	106-212	.500	0-4	.000	60-82	.732	41	138	179	6.6	61	3	34	40	15	21	272	10.1
03	Reynolds,Miles	27-8	556	20.6	58-143	.406	8-38	.211	80-110	.727	9	56	65	2.4	55	2	34	35	1	18	204	7.6
01	Odomes,Rashard	27-8	459	17.0	77-145	.531	4-12	.333	28-54	.519	34	32	66	2.4	43	0	30	29	4	15	186	6.9
02	Calixte,Aaron	27-19	591	21.9	65-165	.394	28-81	.346	28-36	.778	6	46	52	1.9	39	0	63	54	0	10	186	6.9
04	McNeace,Jamuni	23-11	394	17.1	52-100	.520	0-0	.000	15-40	.375	24	66	90	3.9	52	0	10	22	23	4	119	5.2
24	Bieniemy,Jamal	27-10	639	23.7	42-120	.350	19-50	.380	6-12	.500	8	57	65	2.4	44	1	88	27	5	40	109	4.0
05	Freeman,Matt	25-0	295	11.8	31-83	.373	20-57	.351	3-4	.750	7	30	37	1.5	29	0	10	13	9	4	85	3.4
44	Polla,Hannes	12-0	49	4.1	5-8	.625	0-0	.000	5-6	.833	6	5	11	0.9	12	0	0	7	6	0	15	1.3
52	Kuath,Kur	6-0	33	5.5	3-7	.429	0-0	.000	0-1	.000	2	3	5	0.8	3	0	1	2	3	0	6	1.0
22	Geha,Patrick	4-0	6	1.5	2-2	1.000	0-0	.000	0-2	.000	0	0	0	0.0	0	0	0	1	0	0	4	1.0
32	Streller,Read	3-0	4	1.3	0-0	.000	0-0	.000	0-0	.000	0	1	1	0.3	2	0	0	1	0	0	0	0.0
Team											48	67	115				7					
Total.....		27	5424		699-1580	.442	178-528	.337	343-504	.681	265	780	1045	38.7	428	7	346	335	94	159	1919	71.1
Opponents.....		27	5425		662-1667	.397	223-669	.333	270-396	.682	292	702	994	36.8	471	-	335	334	103	180	1817	67.3

TEAM STATISTICS	OU	OPP	Date	Opponent	Score	Att.
SCORING	1919	1817	11/09/18	at UT Rio Grande Valley	w 91-76	5071
Points per game	71.1	67.3	11/12/18	at UTSA	w 87-67	2494
Scoring margin	+3.8	-	11/18/18	WOFFORD	w 75-64	8432
FIELD GOALS-ATT	699-1580	662-1667	A 11/21/18	vs Florida	w 65-60	1401
Field goal pct	.442	.397	11/22/18	vs Wisconsin	L 58-78	1182
3 POINT FG-ATT	178-528	223-669	11/23/18	vs Dayton	w 65-54	1052
3-point FG pct	.337	.333	11/27/18	NORTH TEXAS	w 73-57	6553
3-pt FG made per game	6.6	8.3	12/4/18	vs NOTRE DAME	w 85-80	0
FREE THROWS-ATT	343-504	270-396	12/8/18	WICHITA STATE	w 80-48	7015
Free throw pct	.681	.682	12/15/18	SOUTHERN CALIFORNIA	w 81-70	7170
F-Throws made per game	12.7	10.0	12/18/18	CREIGHTON	w 83-70	8020
REBOUNDS	1045	994	12/21/18	at Northwestern	Wot 76-69	7039
Rebounds per game	38.7	36.8	* 01/02/19	at Kansas	L 63-70	16300
Rebounding margin	+1.9	-	* 01/05/19	OKLAHOMA STATE	w 74-64	10906
ASSISTS	346	335	* 1/8/19	at Texas Tech	L 59-66	14090
Assists per game	12.8	12.4	* 01/12/19	TCU	w 76-74	8005
TURNOVERS	335	334	* 01/16/19	KANSAS STATE	L 61-74	7597
Turnovers per game	12.4	12.4	* 01/19/19	at Texas	L 72-75	11991
Turnover margin	+0.0	-	* 01/23/19	at Oklahoma State	w 70-61	11086
Assist/turnover ratio	1.0	1.0	01/26/19	VANDERBILT	w 86-55	8848
STEALS	159	180	* 01/28/19	BAYLOR	L 47-77	10193
Steals per game	5.9	6.7	* 02/02/19	at West Virginia	L 71-79	11611
BLOCKS	94	103	* 02/04/19	IOWA STATE	L 74-75	8889
Blocks per game	3.5	3.8	* 02/09/19	TEXAS TECH	L 54-66	9463
ATTENDANCE	110207	94298	* 02/11/19	at Baylor	L 53-59	4517
Home games-Avg/Game	13-8477	10-9066	* 02/16/19	at TCU	w 71-62	6464
Neutral site-Avg/Game	-	4-909	* 02/23/19	TEXAS	w 69-67	9116

Score by Periods	1st	2nd	OT	Totals
Oklahoma	906	1003	10	1919
Opponents	866	948	3	1817

\* - Conference game



**2018-19 OKLAHOMA BASKETBALL**  
**Oklahoma Combined Team Statistics (as of Feb 23, 2019)**  
**Conference games only**

<b>RECORD:</b>	<b>OVERALL</b>	<b>HOME</b>	<b>AWAY</b>	<b>NEUTRAL</b>
ALL GAMES	5-9	3-4	2-5	0-0
CONFERENCE	5-9	3-4	2-5	0-0
NON-CONFERENCE	0-0	0-0	0-0	0-0

#	Player	gp-gs	min	avg	Total		3-Point		F-Throw		Rebounds				pf	dq	a	to	blk	stl	pts	avg
					fg-fga	fg%	3fg-fga	3fg%	ft-fa	ft%	off	def	tot	avg								
00	James,Christian	14-14	481	34.4	60-166	.361	22-73	.301	40-51	.784	22	72	94	6.7	32	1	27	29	2	19	182	13.0
21	Doolittle,Kristian	14-14	468	33.4	68-144	.472	0-3	.000	46-61	.754	22	84	106	7.6	32	1	27	29	11	13	182	13.0
35	Manek,Brady	14-14	403	28.8	64-132	.485	25-64	.391	17-24	.708	22	58	80	5.7	11	0	11	16	12	7	170	12.1
01	Odomes,Rashard	14-7	271	19.4	39-76	.513	1-8	.125	24-39	.615	21	18	39	2.8	26	0	18	16	2	7	103	7.4
02	Calixte,Aaron	14-7	286	20.4	22-70	.314	15-45	.333	15-18	.833	2	16	18	1.3	19	0	22	26	0	4	74	5.3
24	Bieniemy,Jamal	14-9	386	27.6	27-68	.397	14-36	.389	2-4	.500	6	23	29	2.1	29	1	46	15	4	18	70	5.0
03	Reynolds,Miles	14-3	237	16.9	21-60	.350	1-15	.067	21-36	.583	3	26	29	2.1	29	2	16	14	1	9	64	4.6
04	McNeace,Jamuni	12-2	145	12.1	18-40	.450	0-0	.000	4-13	.308	8	24	32	2.7	24	0	2	4	5	1	40	3.3
05	Freeman,Matt	12-0	111	9.3	10-33	.303	6-25	.240	0-0	.000	1	8	9	0.8	12	0	0	6	2	1	26	2.2
44	Polla,Hannes	3-0	11	3.7	0-2	.000	0-0	.000	3-4	.750	2	1	3	1.0	3	0	0	2	0	0	3	1.0
22	Geha,Patrick	1-0	1	1.0	0-0	.000	0-0	.000	0-0	.000	0	0	0	0.0	0	0	0	0	0	0	0	0.0
Team											24	28	52					4				
Total.....		14	2800		329-791	.416	84-269	.312	172-250	.688	133	358	491	35.1	217	5	169	161	39	79	914	65.3
Opponents.....		14	2800		347-826	.420	120-343	.350	155-211	.735	148	366	514	36.7	236	-	177	158	62	94	969	69.2

TEAM STATISTICS	OU	OPP	Date	Opponent	Score	Att.
SCORING	914	969	* 01/02/19	at Kansas	L 63-70	16300
Points per game	65.3	69.2	* 01/05/19	OKLAHOMA STATE	w 74-64	10906
Scoring margin	-3.9	-	* 1/8/19	at Texas Tech	L 59-66	14090
FIELD GOALS-ATT	329-791	347-826	* 01/12/19	TCU	w 76-74	8005
Field goal pct	.416	.420	* 01/16/19	KANSAS STATE	L 61-74	7597
3 POINT FG-ATT	84-269	120-343	* 01/19/19	at Texas	L 72-75	11991
3-point FG pct	.312	.350	* 01/23/19	at Oklahoma State	w 70-61	11086
3-pt FG made per game	6.0	8.6	* 01/28/19	BAYLOR	L 47-77	10193
FREE THROWS-ATT	172-250	155-211	* 02/02/19	at West Virginia	L 71-79	11611
Free throw pct	.688	.735	* 02/04/19	IOWA STATE	L 74-75	8889
F-Throws made per game	12.3	11.1	* 02/09/19	TEXAS TECH	L 54-66	9463
REBOUNDS	491	514	* 02/11/19	at Baylor	L 53-59	4517
Rebounds per game	35.1	36.7	* 02/16/19	at TCU	w 71-62	6464
Rebounding margin	-1.6	-	* 02/23/19	TEXAS	w 69-67	9116
ASSISTS	169	177	* - Conference game			
Assists per game	12.1	12.6				
TURNOVERS	161	158				
Turnovers per game	11.5	11.3				
Turnover margin	-0.2	-				
Assist/turnover ratio	1.0	1.1				
STEALS	79	94				
Steals per game	5.6	6.7				
BLOCKS	39	62				
Blocks per game	2.8	4.4				
ATTENDANCE	64169	76059				
Home games-Avg/Game	7-9167	7-10866				
Neutral site-Avg/Game	-	0-0				

Score by Periods	1st	2nd	Totals
Oklahoma	426	488	914
Opponents	473	496	969

## 26



GAME 28: OKLAHOMA VS. IOWA STATE

Official Basketball Box Score -- Game Totals -- Final Statistics

Wichita State vs Oklahoma

12/8/18 11 AM at Chesapeake Energy Arena

Wichita State 48 • 4-4

#	Player	Total		3-Ptr		Rebounds			PF	TP	A TO Blk Stl				Min
		FG-FGA	FG-FGA	FT-FTA	FT-FTA	Off	Def	Tot			A	TO	Blk	Stl	
01	McDUFFIE, Markis	f	6-17	2-7	5-5	4	3	7	1	19	0	3	0	3	31
21	ECHENIQUE, Jaime	f	2-3	1-2	2-2	2	2	4	2	7	0	1	1	0	15
00	DENNIS, Dexter	g	0-6	0-1	0-0	0	4	4	0	0	1	3	1	0	32
03	TORRES, Ricky	g	1-4	0-3	0-0	0	3	3	0	2	3	1	0	0	25
04	HAYNES-JONES, Samaj	g	0-9	0-3	2-2	1	0	1	1	2	0	2	0	1	22
02	BURTON, Jamarious	g	1-5	0-2	2-2	1	1	2	1	4	0	1	0	0	17
05	BROWN, Rod	g	0-0	0-0	1-2	0	2	2	2	1	0	0	0	0	9
10	STEVENSON, Erik	g	3-11	2-9	0-0	3	2	5	5	8	1	1	0	2	21
11	FARRAKHAN, Eli	g	1-2	0-0	0-0	0	0	0	0	2	0	0	0	0	4
12	UDEZE, Morris	g	1-3	0-0	1-2	0	3	3	3	3	0	1	0	0	11
33	MIDTGAARD, Asbjorn	g	0-0	0-0	0-0	0	0	0	1	0	0	1	0	0	2
44	PB-CHANDLER, Isaiah	g	0-2	0-0	0-0	0	0	0	1	0	0	1	0	0	11
Team						0	2	2							
Totals			15-62	5-27	13-15	11	22	33	17	48	5	15	2	6	200

FG % 1st Half: 9-32 28.1%

2nd half: 6-30 20.0%

Game: 15-62 24.2%

3FG % 1st Half: 4-16 25.0%

2nd half: 1-11 9.1%

Game: 5-27 18.5%

FT % 1st Half: 5-5 100.0

2nd half: 8-10 80.0%

Game: 13-15 86.7%

Deadball Rebounds 0

Official Basketball Box Score -- Game Totals -- Final Statistics

Oklahoma 80 • 8-1

#	Player	Total		3-Ptr		Rebounds			PF	TP	A TO Blk Stl				Min
		FG-FGA	FG-FGA	FT-FTA	FT-FTA	Off	Def	Tot			A	TO	Blk	Stl	
21	Doolittle,Kristian	f	3-5	0-0	0-0	4	4	8	4	6	0	1	0	1	21
35	Manek,Brady	f	2-11	0-5	4-7	1	2	3	2	8	0	1	0	1	26
00	James,Christian	g	5-11	3-6	1-2	2	11	13	0	14	2	5	1	1	33
02	Calixte,Aaron	g	3-6	2-3	2-2	1	2	3	1	10	3	3	0	0	19
03	Reynolds,Miles	g	3-6	1-3	7-7	1	3	4	2	14	2	2	0	1	29
01	Odomes,Rashard	g	2-5	0-1	0-0	1	5	6	1	4	0	1	0	1	18
05	Freeman,Matt	g	3-5	3-5	2-2	0	3	3	1	11	0	3	0	1	22
22	Geha,Patrick	g	1-1	0-0	0-0	0	0	0	0	2	0	0	0	0	1
24	Bieniemy,Jamal	g	2-7	1-2	0-0	0	4	4	2	5	3	2	0	1	22
32	Streller,Read	g	0-0	0-0	0-0	0	0	0	0	0	0	0	0	0	1
44	Polla,Hannes	g	2-2	0-0	2-2	3	0	3	2	6	0	0	1	0	8
Team						1	4	5							
Totals			26-59	10-25	18-22	14	38	52	15	80	10	18	2	7	200

FG % 1st Half: 12-28 42.9%

2nd half: 14-31 45.2%

Game: 26-59 44.1%

3FG % 1st Half: 6-13 46.2%

2nd half: 4-12 33.3%

Game: 10-25 40.0%

FT % 1st Half: 5-6 83.3%

2nd half: 13-16 81.3%

Game: 18-22 81.8%

Deadball Rebounds 1

Officials: Doug Simmons, Byron Jarrett, Owen Shortt

Technical fouls: Wichita State-TEAM. Oklahoma-None.

Attendance: 7015

Est: 4137

Score by periods		1st	2nd	Total
Wichita State		27	21	48
Oklahoma		35	45	80

In Paint 16

Off T/O 12

2nd Chance 11

Fast Break 2

Bench 18

WICH 30

OU 19

10

6

28

Last FG - WICH 2nd-01:51, OU 2nd-00:47.

Largest lead - WICH by 3 1st-18:35, OU by 32 2nd-00:10.

WICH led for 02:45. OU led for 33:43. Game was tied for 03:32.

Score tied - 3 times.

Lead changed - 1 time.

Official Basketball Box Score -- Game Totals -- Final Statistics

Southern California vs Oklahoma

12/15/18 8 PM CT at BOK Center

Southern California 70 • 5-5

#	Player	Total		3-Ptr		Rebounds			PF	TP	A TO Blk Stl				Min
		FG-FGA	FG-FGA	FT-FTA	FT-FTA	Off	Def	Tot			A	TO	Blk	Stl	
25	Bennie Boatwright	f	3-13	1-5	2-2	3	1	4	1	9	2	3	0	2	31
31	Nick Rakocovic	f	6-14	0-0	5-8	6	9	15	1	17	0	2	1	1	36
00	Shaquan Aaron	g	3-8	0-1	1-1	1	6	7	5	7	3	1	0	1	30
02	Jonah Mathews	g	3-10	2-6	3-4	0	1	1	5	11	0	2	1	0	25
05	Derryck Thornton	g	2-6	0-2	3-6	0	3	3	4	7	4	5	0	1	32
01	Jordan Usher	g	3-7	2-3	2-2	1	3	4	5	10	0	0	0	0	19
03	Elijah Weaver	g	3-7	1-3	2-2	2	1	3	2	9	2	5	0	0	23
33	J'Raun Brooks	g	0-1	0-0	0-0	0	0	0	1	0	0	0	0	0	4
Team						0	2	2							
Totals			23-66	6-20	18-25	13	26	39	24	70	11	18	2	5	200

FG % 1st Half: 11-36 30.6%

2nd half: 12-30 40.0%

Game: 23-66 34.8%

3FG % 1st Half: 3-8 37.5%

2nd half: 3-10 30.0%

Game: 6-20 30.0%

FT % 1st Half: 3-6 50.0%

2nd half: 15-19 78.9%

Game: 18-25 72.0%

Deadball Rebounds 2

Official Basketball Box Score -- Game Totals -- Final Statistics

Oklahoma 81 • 9-1

#	Player	Total		3-Ptr		Rebounds			PF	TP	A TO Blk Stl				Min
		FG-FGA	FG-FGA	FT-FTA	FT-FTA	Off	Def	Tot			A	TO	Blk	Stl	
21	Doolittle,Kristian	f	2-3	0-0	1-1	0	5	5	5	5	0	1	1	1	16
35	Manek,Brady	f	5-11	2-4	3-5	3	2	5	3	15	1	3	1	0	26
00	James,Christian	g	6-16	0-6	4-7	2	13	15	2	16	2	2	0	1	36
02	Calixte,Aaron	g	4-8	0-2	0-0	0	2	2	1	8	4	4	0	1	22
03	Reynolds,Miles	g	7-10	1-2	5-10	1	3	4	1	20	0	1	0	1	30
01	Odomes,Rashard	g	3-3	1-1	0-0	0	0	0	1	7	0	2	0	0	14
04	McNeace,Jamuni	g	1-4	0-0	0-0	0	3	3	4	2	1	2	0	1	14
05	Freeman,Matt	g	2-5	2-3	0-0	0	1	1	2	6	0	0	0	0	21
24	Bieniemy,Jamal	g	0-1	0-0	2-2	0	5	5	0	2	6	1	0	2	19
44	Polla,Hannes	g	0-0	0-0	0-0	0	0	0	1	0	0	0	0	0	2
Team						2	1	3							
Totals			30-61	6-18	15-25	9	35	44	20	81	14	17	2	7	200

FG % 1st Half: 15-26 57.7%

2nd half: 15-35 42.9%

Game: 30-61 49.2%

3FG % 1st Half: 3-8 37.5%

2nd half: 3-10 30.0%

Game: 6-18 33.3%

FT % 1st Half: 7-11 63.6%

2nd half: 8-14 57.1%

Game: 15-25 60.0%

Deadball Rebounds 6

Officials: Gerry Pollard, Keith Kimble, Marques Pettigrew

Technical fouls: Southern California-None. Oklahoma-None.

Attendance: 7170

Estimated Attendance: 5,497

Score by periods		1st	2nd	Total
Southern California		28	42	70
Oklahoma		40	41	81

In Paint 28

Off T/O 19

2nd Chance 10

Fast Break 0

Bench 19

USC 44

OU 15

4

10

17

Last FG - USC 2nd-02:35, OU 2nd-03:22.

Largest lead - USC by 2 1st-09:58, OU by 18 2nd-08:40.

USC led for 01:24. OU led for 38:08. Game was tied for 00:28.

Score tied - 1 time.

Lead changed - 2 times.

Official Basketball Box Score -- Game Totals -- Final Statistics

Oklahoma vs Northwestern

12/21/18 8:00 pm at

Oklahoma 76 • 11-1

#	Player	Total		3-Ptr		Rebounds			PF	TP	A TO Blk Stl				Min
		FG-FGA	FG-FGA	FT-FTA	FT-FTA	Off	Def	Tot			A	TO	Blk	Stl	
35	Manek,Brady	f	3-7	1-3	2-2	2	3	5	4	9	0	4	1	1	28
04	McNeace,Jamuni	c	1-1	0-0	0-0	1	1	2	1	2	1	2	0	0	7
00	James,Christian	g	5-21	2-10	0-0	1	8	9	2	12	2	1	2	2	43
02	Calixte,Aaron	g	4-10	1-3	0-0	1	3	4	3	9	6	2	0	1	25
03	Reynolds,Miles	g	3-6	1-2	4-6	0	5	5	1	11	2	2	0	0	30
01	Odomes,Rashard	g	6-11	0-0	1-1	2	1	3	0	13	1	1	0	0	18
05	Freeman,Matt	g	1-4	0-2	0-0	2	1	3	2	2	0	0	0	0	20
21	Doolittle,Kristian	g	7-12	0-0	0-1	3	6	9	2	14	2	0	0	0	34
24	Bieniemy,Jamal	g	2-3	0-1	0-0	1	2	3	1	4	5	0	0	2	20
Team						5	4	9							
Totals			32-75	5-21	7-10	18	34	52	16	76	19	12	3	6	225

FG % 1st Half: 13-36 36.1%

2nd half: 15-30 50.0%

OT: 4-9 44.4%

3FG % 1st Half: 2-9 22.2%

2nd half: 3-13 30.0%

OT: 0-2 0.0%

FT % 1st Half: 4-6 66.7%

2nd half: 1-2 50.0%

OT: 2-2 100.0%

Deadball Rebounds 0

Northwestern 69 • 8-4

#	Player	Total		3-Ptr		Rebounds			PF	TP	A TO Blk Stl				Min
		FG-FGA	FG-FGA	FT-FTA	FT-FTA	Off	Def	Tot			A	TO	Blk	Stl	
04	Vic Law	f	9-23	3-9	2-2	0	8	8	2	23	2	3	1	2	43
10	Miller Kopp	f	0-2	0-0	0-0	2	3	5	0	0	3	1	3	0	15
21	A.J. Turner	f	2-4	1-1	0-1	1	1	2	3	5	4	1	1	1	40
05	Dererk Pardon	c	7-13	0-0	1-2	2	5	7	2	15	2	2	3	3	36
14	Ryan Taylor	g	5-16	2-11	2-2	0	5	5	3	14	2	2	0	0	36
02	Ryan Greer	g	0-1	0-0	0-0	0	0	0	1	0	0	0	0	0	3
11	Anthony Gaines	g	3-5	1-1	0-0	0	1	1	0	7	6	1	1	0	36
22	Pete Nance	g	1-1	1-1	0-0	2	0	2	2	3	1	0	0	1	7
25	Barret Benson	g	1-1	0-0	0-2	0	2	2	0	2	0	0	1	0	9
Team						1	3	4							
Totals			28-66	8-23	5-9	8	28	36	13	69	20	10	10	7	225

FG % 1st Half: 13-27 48.1%

2nd half: 14-34 41.2%

OT: 1-5 20.0%

3FG % 1st Half: 2-7 28.6%

2nd half: 5-13 38.5%

OT: 1-3 33.3%

FT % 1st Half: 4-6 66.7%

2nd half: 1-2 50.0%

OT: 0-1 0.0%

Deadball Rebounds 0

Officials: Terry Wymmer,Craig Murley,John Higgins

Technical fouls: Oklahoma-None. Northwestern-None.

Attendance: 7039

2018-19 Men's Basketball. Round: 0. Northwestern vs Oklahoma. Played at .

Score by periods		1st	2nd	OT	Total
Oklahoma		32	34	10	76
Northwestern		32	34	3	69

In Paint 44

Off T/O 10

2nd Chance 13

Fast Break 5

Bench 33

OU 26

NU 0

5

5

12

Last FG - OU OT-00:03, NU OT-04:22.

Largest lead - OU by 7 OT-00:03, NU by 11 1st-10:54.

OU led for 17:04. NU led for 21:11. Game was tied for 06:45.

Score tied - 9 times.

Lead changed - 13 times.



GAME 28: OKLAHOMA VS. IOWA STATE

Official Basketball Box Score -- Game Totals -- Final Statistics															
Oklahoma vs Kansas															
01/02/19 8:05 p.m. at Lawrence, Kan. (Allen Fieldhouse)															
Oklahoma 63 • 11-2 (0-1)															
#	Player	Total FG-FGA	3-Ptr FG-FGA	FT-FTA	Rebounds Off Def Tot			PF	TP	A	TO	Blk	Stl		Min
21	Doolittle,Kristian	f 5-12	0-0	2-3	1	7	8	4	12	2	2	0	0	32	
35	Manek,Brady	c 6-13	1-4	3-5	5	6	11	0	16	0	0	1	1	32	
00	James,Christian	g 4-15	1-7	2-4	0	12	12	2	11	2	2	0	2	37	
02	Calixte,Aaron	g 4-8	2-4	0-0	0	1	1	2	10	3	4	0	0	27	
03	Reynolds,Miles	g 3-5	0-1	1-1	1	2	3	5	7	2	4	0	2	30	
01	Odomes,Rashard	0-1	0-1	0-0	1	0	1	2	0	0	3	1	0	12	
04	McNeace,Jamuni	0-1	0-0	0-0	1	0	1	0	0	0	0	0	0	2	
05	Freeman,Matt	0-4	0-4	0-0	1	0	1	1	0	0	1	0	0	15	
24	Bieniemy,Jamal	3-3	1-1	0-0	0	0	0	1	7	0	0	0	0	13	
Team					1	1	2			1					
Totals		25-62	5-22	8-13	11	29	40	17	63	9	17	2	5	200	
FG % 1st Half: 11-31 35.5% 2nd half: 14-31 45.2% Game: 25-62 40.3%															
3FG % 1st Half: 2-12 16.7% 2nd half: 3-10 30.0% Game: 5-22 22.7%															
FT % 1st Half: 1-2 50.0% 2nd half: 7-11 63.6% Game: 8-13 61.5%															
Deadball Rebounds 1															

Kansas 70 • 12-1 (1-0)															
#	Player	Total FG-FGA	3-Ptr FG-FGA	FT-FTA	Rebounds Off Def Tot			PF	TP	A	TO	Blk	Stl		Min
01	Lawson, Dedric	f 6-17	0-3	1-1	4	11	15	2	13	1	1	3	0	37	
35	Azubuike, Udoka	c 4-5	0-0	0-1	3	6	9	2	8	0	1	2	0	23	
05	Grimes, Quentin	g 6-11	1-6	1-3	2	0	2	4	14	1	3	0	1	35	
11	Dotson, Devon	g 4-10	1-3	7-8	0	5	5	4	16	1	2	0	4	28	
24	Vick, Lagerald	g 5-12	2-7	0-1	0	4	4	1	12	1	4	1	3	25	
00	Garrett, Marcus	1-3	0-1	3-4	0	1	1	2	5	1	0	1	0	28	
02	Moore, Charlie	0-4	0-1	2-4	1	2	3	1	2	1	0	0	1	13	
13	Lawson, K.J.	0-0	0-0	0-0	0	0	0	0	0	0	1	0	0	1	
33	McCormack, David	0-1	0-0	0-0	1	0	1	1	0	0	1	0	1	6	
44	Lightfoot, Mitch	0-0	0-0	0-0	1	0	1	0	0	0	0	0	0	4	
Team					0	1	1								
Totals		26-63	4-21	14-22	12	30	42	17	70	10	14	6	11	200	
FG % 1st Half: 18-39 46.2% 2nd half: 8-24 33.3% Game: 26-63 41.3%															
3FG % 1st Half: 2-12 16.7% 2nd half: 2-9 22.2% Game: 4-21 19.0%															
FT % 1st Half: 2-3 66.7% 2nd half: 12-19 63.2% Game: 14-22 63.6%															
Deadball Rebounds 4															

Officials: Joe DeRosa, James Luckie, Lee Cassell																			
Technical fouls: Oklahoma-None. Kansas-None.																			
Attendance: 16300																			
OU 03 M. Reynolds fouled out with 38 seconds remaining in the game.																			
Score by periods						1st	2nd	Total											
Oklahoma						25	38	63											
Kansas						40	30	70											
						Points	In Paint	Off T/O	2nd Chance	Fast Break	Bench								
						OU	32	14	6	6	7								
						KU	40	22	13	12	7								
Last FG - OU 2nd-00:30, KU 2nd-02:35.																			
Largest lead - OU by 7 1st-17:31, KU by 15 1st-00:04.																			
OU led for 07:37. KU led for 31:37. Game was tied for 00:46.																			
Score tied - 0 times.																			
Lead changed - 1 time.																			

Official Basketball Box Score -- Game Totals -- Final Statistics															
Oklahoma State vs Oklahoma															
01/05/19 1:00 PM at Lloyd Noble Center															
Oklahoma State 64 • 6-8, 0-2															
#	Player	Total FG-FGA	3-Ptr FG-FGA	FT-FTA	Rebounds Off Def Tot			PF	TP	A	TO	Blk	Stl		Min
12	McGriff,Cameron	f 3-10	0-5	3-4	3	5	8	3	9	2	2	1	0	39	
14	Anei,Yor	f 2-4	0-0	2-3	1	2	3	4	6	0	0	0	0	14	
04	Dziagwa,Thomas	g 6-12	4-8	0-0	0	2	2	4	16	0	1	0	1	36	
13	Likekele,Isaac	g 1-2	0-0	0-0	0	1	1	2	2	0	1	0	0	6	
21	Waters,Lindy	g 3-7	1-4	0-0	1	3	4	4	7	1	0	0	0	21	
01	Jones,Curtis	1-10	1-6	0-0	1	3	4	2	3	1	1	0	1	25	
02	Calloo,Maurice	3-7	0-2	2-4	1	6	7	2	8	0	0	0	0	17	
05	Demuth,Duncan	0-0	0-0	0-0	0	1	1	0	0	0	0	0	0	8	
23	Weathers,Michael	3-12	0-1	7-10	2	5	7	4	13	6	4	0	1	34	
Team					0	2	2								
Totals		22-64	6-26	14-21	9	30	39	25	64	10	9	1	3	200	
FG % 1st Half: 10-34 29.4% 2nd half: 12-30 40.0% Game: 22-64 34.4%															
3FG % 1st Half: 2-13 15.4% 2nd half: 4-13 30.8% Game: 6-26 23.1%															
FT % 1st Half: 10-13 76.9% 2nd half: 4-8 50.0% Game: 14-21 66.7%															
Deadball Rebounds 4															

Oklahoma 74 • 12-2, 1-1															
#	Player	Total FG-FGA	3-Ptr FG-FGA	FT-FTA	Rebounds Off Def Tot			PF	TP	A	TO	Blk	Stl		Min
21	Doolittle,Kristian	f 4-8	0-0	8-10	1	7	8	2	16	0	2	1	0	27	
35	Manek,Brady	f 4-12	1-5	6-8	1	4	5	1	15	0	1	1	0	30	
00	James,Christian	g 5-13	3-7	1-2	4	7	11	2	14	0	2	0	2	38	
02	Calixte,Aaron	g 1-5	1-5	5-6	2	3	5	2	8	2	1	0	0	26	
03	Reynolds,Miles	g 2-6	0-3	4-5	0	3	3	4	8	2	2	0	0	21	
01	Odomes,Rashard	3-5	0-1	0-0	2	1	3	3	6	2	2	0	2	19	
04	McNeace,Jamuni	0-1	0-0	1-5	0	3	3	2	1	1	0	0	0	11	
05	Freeman,Matt	1-5	1-4	0-0	0	1	1	2	3	0	0	0	0	9	
24	Bieniemy,Jamal	1-3	1-3	0-0	2	1	3	2	3	5	2	0	0	19	
Team					3	6	9								
Totals		21-58	7-28	25-36	15	36	51	20	74	12	12	2	4	200	
FG % 1st Half: 9-31 29.0% 2nd half: 12-27 44.4% Game: 21-58 36.2%															
3FG % 1st Half: 3-16 18.8% 2nd half: 4-12 33.3% Game: 7-28 25.0%															
FT % 1st Half: 17-22 77.3% 2nd half: 8-14 57.1% Game: 25-36 69.4%															
Deadball Rebounds 3															



GAME 28: OKLAHOMA VS. IOWA STATE

Official Basketball Box Score -- Game Totals -- Final Statistics															Official Basketball Box Score -- Game Totals -- Final Statistics																																																																																																																																																																																																																																																																																																																																																																																																																																																																																																																																																																																																																																																																																																																																																																																																																																																																																																																																																																																																																																																																																																																																																																																																																																																																																																																																																																																																																																																																																																				
Kansas State vs Oklahoma															Oklahoma vs Texas																																																																																																																																																																																																																																																																																																																																																																																																																																																																																																																																																																																																																																																																																																																																																																																																																																																																																																																																																																																																																																																																																																																																																																																																																																																																																																																																																																																																																																																																																																				
01/16/19 6 p.m. at Lloyd Noble Center (Norman, Okla.)															01/19/19 7:01 P.M. at Austin, TX (Frank Erwin Center)																																																																																																																																																																																																																																																																																																																																																																																																																																																																																																																																																																																																																																																																																																																																																																																																																																																																																																																																																																																																																																																																																																																																																																																																																																																																																																																																																																																																																																																																																																				
Kansas State 74 • 13-4, 3-2 Big 12															Oklahoma 72 • 13-5, 2-4																																																																																																																																																																																																																																																																																																																																																																																																																																																																																																																																																																																																																																																																																																																																																																																																																																																																																																																																																																																																																																																																																																																																																																																																																																																																																																																																																																																																																																																																																																				
<table><tr><th rowspan="2">#</th><th rowspan="2">Player</th><th colspan="2">Total</th><th colspan="2">3-Ptr</th><th colspan="3">Rebounds</th><th rowspan="2">PF</th><th rowspan="2">TP</th><th colspan="4">A TO Blk Stl</th><th rowspan="2">Min</th></tr><tr><th>FG-FGA</th><th>FG-FGA</th><th>FT-FTA</th><th>FT-FTA</th><th>Off</th><th>Def</th><th>Tot</th><th>A</th><th>TO</th><th>Blk</th><th>Stl</th></tr><tr><td>14</td><td>MAWIEN, Makol</td><td>f</td><td>4-7</td><td>0-0</td><td>0-0</td><td>2</td><td>5</td><td>7</td><td>2</td><td>8</td><td>1</td><td>0</td><td>0</td><td>1</td><td>26</td></tr><tr><td>20</td><td>SNEED, Xavier</td><td>f</td><td>2-6</td><td>1-4</td><td>2-3</td><td>1</td><td>5</td><td>6</td><td>2</td><td>7</td><td>2</td><td>1</td><td>0</td><td>2</td><td>36</td></tr><tr><td>32</td><td>WADE, Dean</td><td>f</td><td>8-14</td><td>2-4</td><td>2-2</td><td>0</td><td>1</td><td>1</td><td>5</td><td>20</td><td>1</td><td>0</td><td>0</td><td>2</td><td>25</td></tr><tr><td>03</td><td>STOKES, Kamau</td><td>g</td><td>2-7</td><td>2-6</td><td>0-0</td><td>0</td><td>2</td><td>2</td><td>2</td><td>6</td><td>4</td><td>2</td><td>0</td><td>1</td><td>30</td></tr><tr><td>05</td><td>BROWN, Barry</td><td>g</td><td>11-19</td><td>3-4</td><td>0-0</td><td>1</td><td>2</td><td>3</td><td>2</td><td>25</td><td>5</td><td>3</td><td>0</td><td>1</td><td>37</td></tr><tr><td>00</td><td>McGUIRL, Mike</td><td></td><td>1-2</td><td>1-2</td><td>0-0</td><td>0</td><td>0</td><td>0</td><td>1</td><td>3</td><td>1</td><td>0</td><td>0</td><td>0</td><td>14</td></tr><tr><td>01</td><td>NEAL-WILLIAMS, Shau</td><td></td><td>0-1</td><td>0-1</td><td>0-0</td><td>0</td><td>0</td><td>0</td><td>0</td><td>0</td><td>0</td><td>0</td><td>0</td><td>0</td><td>2</td></tr><tr><td>02</td><td>DIARRA, Cartier</td><td></td><td>1-1</td><td>1-1</td><td>2-2</td><td>3</td><td>2</td><td>5</td><td>0</td><td>5</td><td>1</td><td>3</td><td>0</td><td>1</td><td>25</td></tr><tr><td>21</td><td>LOVE III, James</td><td></td><td>0-0</td><td>0-0</td><td>0-0</td><td>0</td><td>0</td><td>0</td><td>0</td><td>0</td><td>0</td><td>0</td><td>0</td><td>0</td><td>0+</td></tr><tr><td>23</td><td>TRICE, Austin</td><td></td><td>0-0</td><td>0-0</td><td>0-0</td><td>0</td><td>1</td><td>1</td><td>0</td><td>0</td><td>0</td><td>0</td><td>0</td><td>0</td><td>1</td></tr><tr><td>24</td><td>McATEE, Pierson</td><td></td><td>0-0</td><td>0-0</td><td>0-0</td><td>0</td><td>1</td><td>1</td><td>0</td><td>0</td><td>0</td><td>0</td><td>0</td><td>0</td><td>0+</td></tr><tr><td>34</td><td>STOCKARD III, Levi</td><td></td><td>0-1</td><td>0-0</td><td>0-0</td><td>0</td><td>1</td><td>1</td><td>0</td><td>0</td><td>0</td><td>1</td><td>0</td><td>0</td><td>4</td></tr><tr><td>35</td><td>MULDOON, Patrick</td><td></td><td>0-0</td><td>0-0</td><td>0-0</td><td>0</td><td>0</td><td>0</td><td>0</td><td>0</td><td>0</td><td>0</td><td>0</td><td>0</td><td>0+</td></tr><tr><td>45</td><td>SHADD, Nigel</td><td></td><td>0-0</td><td>0-0</td><td>0-0</td><td>0</td><td>0</td><td>0</td><td>0</td><td>0</td><td>0</td><td>0</td><td>0</td><td>0</td><td>0+</td></tr><tr><td colspan="2">Team</td><td></td><td></td><td></td><td></td><td>1</td><td>1</td><td>2</td><td></td><td></td><td></td><td></td><td></td><td></td><td></td></tr><tr><td colspan="2">Totals</td><td></td><td>29-58</td><td>10-22</td><td>6-7</td><td>8</td><td>21</td><td>29</td><td>14</td><td>74</td><td>15</td><td>10</td><td>0</td><td>8</td><td>200</td></tr><tr><td colspan="15">FG % 1st Half: 12-27 44.4% 2nd half: 17-31 54.8% Game: 29-58 50.0%</td><td colspan="15">Deadball Rebounds 0</td></tr><tr><td colspan="15">3FG % 1st Half: 2-8 25.0% 2nd half: 8-14 57.1% Game: 10-22 45.5%</td><td colspan="15"></td></tr><tr><td colspan="15">FT % 1st Half: 4-4 100.0 2nd half: 2-3 66.7% Game: 6-7 85.7%</td><td colspan="15"></td></tr><tr><td colspan="15">Officials: John Higgins, Michael Greenstein, Larry Spaulding</td><td colspan="15"></td></tr><tr><td colspan="15">Technical fouls: Kansas State-None. Oklahoma-None.</td><td colspan="15"></td></tr><tr><td colspan="15">Attendance: 7597</td><td colspan="15"></td></tr><tr><td colspan="15">Estimated Attendance: 5,698</td><td colspan="15"></td></tr><tr><td colspan="15"><table><tr><th colspan="2">Score by periods</th><th>1st</th><th>2nd</th><th>Total</th></tr><tr><td colspan="2">Kansas State</td><td>30</td><td>44</td><td>74</td></tr><tr><td colspan="2">Oklahoma</td><td>24</td><td>37</td><td>61</td></tr></table></td><td colspan="15"><table><tr><th colspan="2">Score by periods</th><th>1st</th><th>2nd</th><th>Total</th></tr><tr><td colspan="2">Oklahoma</td><td>24</td><td>48</td><td>72</td></tr><tr><td colspan="2">Texas</td><td>29</td><td>46</td><td>75</td></tr></table></td></tr><tr><td colspan="15">Last FG - KS 2nd-00:53, OU 2nd-01:17.</td><td colspan="15">Last FG - OU 2nd-00:21, UT 2nd-00:32.</td></tr><tr><td colspan="15">Largest lead - KS by 19 2nd-04:42, OU None.</td><td colspan="15">Largest lead - OU by 5 1st-13:58, UT by 10 1st-02:20.</td></tr><tr><td colspan="15">KS led for 39:40. OU led for 00:00. Game was tied for 00:19.</td><td colspan="15">OU led for 12:26. UT led for 23:15. Game was tied for 04:10.</td></tr><tr><td colspan="15">Points In Off 2nd Fast Bench KS Paint T/O Chance Break 8 23 OU 30 18 6 6 8</td><td colspan="15">Points In Off 2nd Fast Bench OU Paint T/O Chance Break 12 7 UT 34 11 9 2 12</td></tr><tr><td colspan="15">Score tied - 0 times. Lead changed - 0 times.</td><td colspan="15">Score tied - 7 times. Lead changed - 8 times.</td></tr></table> <table><tr><td colspan="15">Official Basketball Box Score -- Game Totals -- Final Statistics</td><td colspan="15">Official Basketball Box Score -- Game Totals -- Final Statistics</td></tr><tr><td colspan="15">Oklahoma vs Oklahoma State</td><td colspan="15">Vanderbilt vs Oklahoma</td></tr><tr><td colspan="15">01/23/19 8:00 pm at</td><td colspan="15">01/26/19 3 p.m. at Lloyd Noble Center (Norman, Okla.)</td></tr><tr><td colspan="15">Oklahoma 70 • 14-5</td><td colspan="15">Vanderbilt 55 • 9-10</td></tr><tr><td colspan="15"><table><tr><th rowspan="2">#</th><th rowspan="2">Player</th><th colspan="2">Total</th><th colspan="2">3-Ptr</th><th colspan="3">Rebounds</th><th rowspan="2">PF</th><th rowspan="2">TP</th><th colspan="4">A TO Blk Stl</th><th rowspan="2">Min</th></tr><tr><th>FG-FGA</th><th>FG-FGA</th><th>FT-FTA</th><th>FT-FTA</th><th>Off</th><th>Def</th><th>Tot</th><th>A</th><th>TO</th><th>Blk</th><th>Stl</th></tr><tr><td>21</td><td>Doolittle,Kristian</td><td>f</td><td>2-7</td><td>0-0</td><td>3-4</td><td>1</td><td>6</td><td>7</td><td>1</td><td>7</td><td>5</td><td>2</td><td>1</td><td>2</td><td>34</td></tr><tr><td>35</td><td>Manek,Brady</td><td>f</td><td>6-11</td><td>2-6</td><td>1-1</td><td>1</td><td>2</td><td>3</td><td>1</td><td>15</td><td>1</td><td>1</td><td>0</td><td>0</td><td>27</td></tr><tr><td>00</td><td>James,Christian</td><td>g</td><td>2-7</td><td>0-4</td><td>1-1</td><td>1</td><td>4</td><td>5</td><td>2</td><td>5</td><td>2</td><td>1</td><td>0</td><td>0</td><td>29</td></tr><tr><td>01</td><td>Odomes,Rashard</td><td>g</td><td>4-6</td><td>1-1</td><td>2-3</td><td>1</td><td>3</td><td>4</td><td>3</td><td>11</td><td>5</td><td>1</td><td>0</td><td>1</td><td>24</td></tr><tr><td>24</td><td>Bieniemy,Jamal</td><td>g</td><td>6-6</td><td>3-3</td><td>2-2</td><td>0</td><td>3</td><td>3</td><td>1</td><td>17</td><td>1</td><td>0</td><td>0</td><td>3</td><td>35</td></tr><tr><td>02</td><td>Calixte,Aaron</td><td></td><td>0-4</td><td>0-3</td><td>0-0</td><td>0</td><td>0</td><td>0</td><td>1</td><td>0</td><td>1</td><td>1</td><td>0</td><td>1</td><td>17</td></tr><tr><td>03</td><td>Reynolds,Miles</td><td></td><td>1-5</td><td>0-1</td><td>0-0</td><td>0</td><td>2</td><td>2</td><td>1</td><td>2</td><td>2</td><td>0</td><td>0</td><td>1</td><td>15</td></tr><tr><td>04</td><td>McNeace,Jamuni</td><td></td><td>5-6</td><td>0-0</td><td>3-5</td><td>1</td><td>2</td><td>3</td><td>1</td><td>13</td><td>0</td><td>0</td><td>1</td><td>0</td><td>19</td></tr><tr><td colspan="2">Team</td><td></td><td></td><td></td><td></td><td>0</td><td>1</td><td>1</td><td></td><td></td><td></td><td></td><td></td><td></td><td></td></tr><tr><td colspan="2">Totals</td><td></td><td>26-52</td><td>6-18</td><td>12-16</td><td>5</td><td>23</td><td>28</td><td>11</td><td>70</td><td>17</td><td>6</td><td>2</td><td>8</td><td>200</td></tr><tr><td colspan="15">FG % 1st Half: 12-30 40.0% 2nd half: 14-22 63.6% Game: 26-52 50.0%</td><td colspan="15">Deadball Rebounds 2</td></tr><tr><td colspan="15">3FG % 1st Half: 2-10 20.0% 2nd half: 4-8 50.0% Game: 6-18 33.3%</td><td colspan="15"></td></tr><tr><td colspan="15">FT % 1st Half: 5-6 83.3% 2nd half: 7-10 70.0% Game: 12-16 75.0%</td><td colspan="15"></td></tr><tr><td colspan="15">Officials: Ray Natili,Gerry Pollard,Joe DeRosa</td><td colspan="15"></td></tr><tr><td colspan="15">Technical fouls: Oklahoma-None. Oklahoma State-None.</td><td colspan="15"></td></tr><tr><td colspan="15">Attendance: 11086</td><td colspan="15"></td></tr><tr><td colspan="15">2018-19 Men's Basketball. Round: 0. Oklahoma vs Oklahoma St.. Played at .</td><td colspan="15"></td></tr><tr><td colspan="15"><table><tr><th colspan="2">Score by periods</th><th>1st</th><th>2nd</th><th>Total</th></tr><tr><td colspan="2">Oklahoma</td><td>31</td><td>39</td><td>70</td></tr><tr><td colspan="2">Oklahoma State</td><td>37</td><td>24</td><td>61</td></tr></table></td><td colspan="15"><table><tr><th colspan="2">Score by periods</th><th>1st</th><th>2nd</th><th>Total</th></tr><tr><td colspan="2">Vanderbilt</td><td>23</td><td>32</td><td>55</td></tr><tr><td colspan="2">Oklahoma</td><td>41</td><td>45</td><td>86</td></tr></table></td></tr><tr><td colspan="15">Last FG - OU 2nd-01:40, OSU 2nd-05:35.</td><td colspan="15">Last FG - VU 2nd-03:29, OU 2nd-00:48.</td></tr><tr><td colspan="15">Largest lead - OU by 9 2nd-00:24, OSU by 19 1st-11:15.</td><td colspan="15">Largest lead - VU by 2 1st-12:08, OU by 31 2nd-00:48.</td></tr><tr><td colspan="15">OU led for 05:22. OSU led for 31:40. Game was tied for 02:58.</td><td colspan="15">VU led for 00:15. OU led for 39:13. Game was tied for 00:32.</td></tr><tr><td colspan="15">Points In Off 2nd Fast Bench OU Paint T/O Chance Break 15 9 OSU 38 21 11 7 9</td><td colspan="15">Points In Off 2nd Fast Bench VU Paint T/O Chance Break 2 11 OU 52 22 11 7 31</td></tr><tr><td colspan="15">Score tied - 2 times. Lead changed - 5 times.</td><td colspan="15">Score tied - 1 time. Lead changed - 2 times.</td></tr></table></td></tr></table>															#	Player	Total		3-Ptr		Rebounds			PF	TP	A TO Blk Stl				Min	FG-FGA	FG-FGA	FT-FTA	FT-FTA	Off	Def	Tot	A	TO	Blk	Stl	14	MAWIEN, Makol	f	4-7	0-0	0-0	2	5	7	2	8	1	0	0	1	26	20	SNEED, Xavier	f	2-6	1-4	2-3	1	5	6	2	7	2	1	0	2	36	32	WADE, Dean	f	8-14	2-4	2-2	0	1	1	5	20	1	0	0	2	25	03	STOKES, Kamau	g	2-7	2-6	0-0	0	2	2	2	6	4	2	0	1	30	05	BROWN, Barry	g	11-19	3-4	0-0	1	2	3	2	25	5	3	0	1	37	00	McGUIRL, Mike		1-2	1-2	0-0	0	0	0	1	3	1	0	0	0	14	01	NEAL-WILLIAMS, Shau		0-1	0-1	0-0	0	0	0	0	0	0	0	0	0	2	02	DIARRA, Cartier		1-1	1-1	2-2	3	2	5	0	5	1	3	0	1	25	21	LOVE III, James		0-0	0-0	0-0	0	0	0	0	0	0	0	0	0	0+	23	TRICE, Austin		0-0	0-0	0-0	0	1	1	0	0	0	0	0	0	1	24	McATEE, Pierson		0-0	0-0	0-0	0	1	1	0	0	0	0	0	0	0+	34	STOCKARD III, Levi		0-1	0-0	0-0	0	1	1	0	0	0	1	0	0	4	35	MULDOON, Patrick		0-0	0-0	0-0	0	0	0	0	0	0	0	0	0	0+	45	SHADD, Nigel		0-0	0-0	0-0	0	0	0	0	0	0	0	0	0	0+	Team						1	1	2								Totals			29-58	10-22	6-7	8	21	29	14	74	15	10	0	8	200	FG % 1st Half: 12-27 44.4% 2nd half: 17-31 54.8% Game: 29-58 50.0%															Deadball Rebounds 0															3FG % 1st Half: 2-8 25.0% 2nd half: 8-14 57.1% Game: 10-22 45.5%																														FT % 1st Half: 4-4 100.0 2nd half: 2-3 66.7% Game: 6-7 85.7%																														Officials: John Higgins, Michael Greenstein, Larry Spaulding																														Technical fouls: Kansas State-None. Oklahoma-None.																														Attendance: 7597																														Estimated Attendance: 5,698																														<table><tr><th colspan="2">Score by periods</th><th>1st</th><th>2nd</th><th>Total</th></tr><tr><td colspan="2">Kansas State</td><td>30</td><td>44</td><td>74</td></tr><tr><td colspan="2">Oklahoma</td><td>24</td><td>37</td><td>61</td></tr></table>															Score by periods		1st	2nd	Total	Kansas State		30	44	74	Oklahoma		24	37	61	<table><tr><th colspan="2">Score by periods</th><th>1st</th><th>2nd</th><th>Total</th></tr><tr><td colspan="2">Oklahoma</td><td>24</td><td>48</td><td>72</td></tr><tr><td colspan="2">Texas</td><td>29</td><td>46</td><td>75</td></tr></table>															Score by periods		1st	2nd	Total	Oklahoma		24	48	72	Texas		29	46	75	Last FG - KS 2nd-00:53, OU 2nd-01:17.															Last FG - OU 2nd-00:21, UT 2nd-00:32.															Largest lead - KS by 19 2nd-04:42, OU None.															Largest lead - OU by 5 1st-13:58, UT by 10 1st-02:20.															KS led for 39:40. OU led for 00:00. Game was tied for 00:19.															OU led for 12:26. UT led for 23:15. Game was tied for 04:10.															Points In Off 2nd Fast Bench KS Paint T/O Chance Break 8 23 OU 30 18 6 6 8															Points In Off 2nd Fast Bench OU Paint T/O Chance Break 12 7 UT 34 11 9 2 12															Score tied - 0 times. Lead changed - 0 times.															Score tied - 7 times. Lead changed - 8 times.															Official Basketball Box Score -- Game Totals -- Final Statistics															Official Basketball Box Score -- Game Totals -- Final Statistics															Oklahoma vs Oklahoma State															Vanderbilt vs Oklahoma															01/23/19 8:00 pm at															01/26/19 3 p.m. at Lloyd Noble Center (Norman, Okla.)															Oklahoma 70 • 14-5															Vanderbilt 55 • 9-10															<table><tr><th rowspan="2">#</th><th rowspan="2">Player</th><th colspan="2">Total</th><th colspan="2">3-Ptr</th><th colspan="3">Rebounds</th><th rowspan="2">PF</th><th rowspan="2">TP</th><th colspan="4">A TO Blk Stl</th><th rowspan="2">Min</th></tr><tr><th>FG-FGA</th><th>FG-FGA</th><th>FT-FTA</th><th>FT-FTA</th><th>Off</th><th>Def</th><th>Tot</th><th>A</th><th>TO</th><th>Blk</th><th>Stl</th></tr><tr><td>21</td><td>Doolittle,Kristian</td><td>f</td><td>2-7</td><td>0-0</td><td>3-4</td><td>1</td><td>6</td><td>7</td><td>1</td><td>7</td><td>5</td><td>2</td><td>1</td><td>2</td><td>34</td></tr><tr><td>35</td><td>Manek,Brady</td><td>f</td><td>6-11</td><td>2-6</td><td>1-1</td><td>1</td><td>2</td><td>3</td><td>1</td><td>15</td><td>1</td><td>1</td><td>0</td><td>0</td><td>27</td></tr><tr><td>00</td><td>James,Christian</td><td>g</td><td>2-7</td><td>0-4</td><td>1-1</td><td>1</td><td>4</td><td>5</td><td>2</td><td>5</td><td>2</td><td>1</td><td>0</td><td>0</td><td>29</td></tr><tr><td>01</td><td>Odomes,Rashard</td><td>g</td><td>4-6</td><td>1-1</td><td>2-3</td><td>1</td><td>3</td><td>4</td><td>3</td><td>11</td><td>5</td><td>1</td><td>0</td><td>1</td><td>24</td></tr><tr><td>24</td><td>Bieniemy,Jamal</td><td>g</td><td>6-6</td><td>3-3</td><td>2-2</td><td>0</td><td>3</td><td>3</td><td>1</td><td>17</td><td>1</td><td>0</td><td>0</td><td>3</td><td>35</td></tr><tr><td>02</td><td>Calixte,Aaron</td><td></td><td>0-4</td><td>0-3</td><td>0-0</td><td>0</td><td>0</td><td>0</td><td>1</td><td>0</td><td>1</td><td>1</td><td>0</td><td>1</td><td>17</td></tr><tr><td>03</td><td>Reynolds,Miles</td><td></td><td>1-5</td><td>0-1</td><td>0-0</td><td>0</td><td>2</td><td>2</td><td>1</td><td>2</td><td>2</td><td>0</td><td>0</td><td>1</td><td>15</td></tr><tr><td>04</td><td>McNeace,Jamuni</td><td></td><td>5-6</td><td>0-0</td><td>3-5</td><td>1</td><td>2</td><td>3</td><td>1</td><td>13</td><td>0</td><td>0</td><td>1</td><td>0</td><td>19</td></tr><tr><td colspan="2">Team</td><td></td><td></td><td></td><td></td><td>0</td><td>1</td><td>1</td><td></td><td></td><td></td><td></td><td></td><td></td><td></td></tr><tr><td colspan="2">Totals</td><td></td><td>26-52</td><td>6-18</td><td>12-16</td><td>5</td><td>23</td><td>28</td><td>11</td><td>70</td><td>17</td><td>6</td><td>2</td><td>8</td><td>200</td></tr><tr><td colspan="15">FG % 1st Half: 12-30 40.0% 2nd half: 14-22 63.6% Game: 26-52 50.0%</td><td colspan="15">Deadball Rebounds 2</td></tr><tr><td colspan="15">3FG % 1st Half: 2-10 20.0% 2nd half: 4-8 50.0% Game: 6-18 33.3%</td><td colspan="15"></td></tr><tr><td colspan="15">FT % 1st Half: 5-6 83.3% 2nd half: 7-10 70.0% Game: 12-16 75.0%</td><td colspan="15"></td></tr><tr><td colspan="15">Officials: Ray Natili,Gerry Pollard,Joe DeRosa</td><td colspan="15"></td></tr><tr><td colspan="15">Technical fouls: Oklahoma-None. Oklahoma State-None.</td><td colspan="15"></td></tr><tr><td colspan="15">Attendance: 11086</td><td colspan="15"></td></tr><tr><td colspan="15">2018-19 Men's Basketball. Round: 0. Oklahoma vs Oklahoma St.. Played at .</td><td colspan="15"></td></tr><tr><td colspan="15"><table><tr><th colspan="2">Score by periods</th><th>1st</th><th>2nd</th><th>Total</th></tr><tr><td colspan="2">Oklahoma</td><td>31</td><td>39</td><td>70</td></tr><tr><td colspan="2">Oklahoma State</td><td>37</td><td>24</td><td>61</td></tr></table></td><td colspan="15"><table><tr><th colspan="2">Score by periods</th><th>1st</th><th>2nd</th><th>Total</th></tr><tr><td colspan="2">Vanderbilt</td><td>23</td><td>32</td><td>55</td></tr><tr><td colspan="2">Oklahoma</td><td>41</td><td>45</td><td>86</td></tr></table></td></tr><tr><td colspan="15">Last FG - OU 2nd-01:40, OSU 2nd-05:35.</td><td colspan="15">Last FG - VU 2nd-03:29, OU 2nd-00:48.</td></tr><tr><td colspan="15">Largest lead - OU by 9 2nd-00:24, OSU by 19 1st-11:15.</td><td colspan="15">Largest lead - VU by 2 1st-12:08, OU by 31 2nd-00:48.</td></tr><tr><td colspan="15">OU led for 05:22. OSU led for 31:40. Game was tied for 02:58.</td><td colspan="15">VU led for 00:15. OU led for 39:13. Game was tied for 00:32.</td></tr><tr><td colspan="15">Points In Off 2nd Fast Bench OU Paint T/O Chance Break 15 9 OSU 38 21 11 7 9</td><td colspan="15">Points In Off 2nd Fast Bench VU Paint T/O Chance Break 2 11 OU 52 22 11 7 31</td></tr><tr><td colspan="15">Score tied - 2 times. Lead changed - 5 times.</td><td colspan="15">Score tied - 1 time. Lead changed - 2 times.</td></tr></table>															#	Player	Total		3-Ptr		Rebounds			PF	TP	A TO Blk Stl				Min	FG-FGA	FG-FGA	FT-FTA	FT-FTA	Off	Def	Tot	A	TO	Blk	Stl	21	Doolittle,Kristian	f	2-7	0-0	3-4	1	6	7	1	7	5	2	1	2	34	35	Manek,Brady	f	6-11	2-6	1-1	1	2	3	1	15	1	1	0	0	27	00	James,Christian	g	2-7	0-4	1-1	1	4	5	2	5	2	1	0	0	29	01	Odomes,Rashard	g	4-6	1-1	2-3	1	3	4	3	11	5	1	0	1	24	24	Bieniemy,Jamal	g	6-6	3-3	2-2	0	3	3	1	17	1	0	0	3	35	02	Calixte,Aaron		0-4	0-3	0-0	0	0	0	1	0	1	1	0	1	17	03	Reynolds,Miles		1-5	0-1	0-0	0	2	2	1	2	2	0	0	1	15	04	McNeace,Jamuni		5-6	0-0	3-5	1	2	3	1	13	0	0	1	0	19	Team						0	1	1								Totals			26-52	6-18	12-16	5	23	28	11	70	17	6	2	8	200	FG % 1st Half: 12-30 40.0% 2nd half: 14-22 63.6% Game: 26-52 50.0%															Deadball Rebounds 2															3FG % 1st Half: 2-10 20.0% 2nd half: 4-8 50.0% Game: 6-18 33.3%																														FT % 1st Half: 5-6 83.3% 2nd half: 7-10 70.0% Game: 12-16 75.0%																														Officials: Ray Natili,Gerry Pollard,Joe DeRosa																														Technical fouls: Oklahoma-None. Oklahoma State-None.																														Attendance: 11086																														2018-19 Men's Basketball. Round: 0. Oklahoma vs Oklahoma St.. Played at .																														<table><tr><th colspan="2">Score by periods</th><th>1st</th><th>2nd</th><th>Total</th></tr><tr><td colspan="2">Oklahoma</td><td>31</td><td>39</td><td>70</td></tr><tr><td colspan="2">Oklahoma State</td><td>37</td><td>24</td><td>61</td></tr></table>															Score by periods		1st	2nd	Total	Oklahoma		31	39	70	Oklahoma State		37	24	61	<table><tr><th colspan="2">Score by periods</th><th>1st</th><th>2nd</th><th>Total</th></tr><tr><td colspan="2">Vanderbilt</td><td>23</td><td>32</td><td>55</td></tr><tr><td colspan="2">Oklahoma</td><td>41</td><td>45</td><td>86</td></tr></table>															Score by periods		1st	2nd	Total	Vanderbilt		23	32	55	Oklahoma		41	45	86	Last FG - OU 2nd-01:40, OSU 2nd-05:35.															Last FG - VU 2nd-03:29, OU 2nd-00:48.															Largest lead - OU by 9 2nd-00:24, OSU by 19 1st-11:15.															Largest lead - VU by 2 1st-12:08, OU by 31 2nd-00:48.															OU led for 05:22. OSU led for 31:40. Game was tied for 02:58.															VU led for 00:15. OU led for 39:13. Game was tied for 00:32.															Points In Off 2nd Fast Bench OU Paint T/O Chance Break 15 9 OSU 38 21 11 7 9															Points In Off 2nd Fast Bench VU Paint T/O Chance Break 2 11 OU 52 22 11 7 31															Score tied - 2 times. Lead changed - 5 times.															Score tied - 1 time. Lead changed - 2 times.														
#	Player	Total		3-Ptr		Rebounds			PF	TP	A TO Blk Stl						Min																																																																																																																																																																																																																																																																																																																																																																																																																																																																																																																																																																																																																																																																																																																																																																																																																																																																																																																																																																																																																																																																																																																																																																																																																																																																																																																																																																																																																																																																																																		
		FG-FGA	FG-FGA	FT-FTA	FT-FTA	Off	Def	Tot			A	TO	Blk	Stl																																																																																																																																																																																																																																																																																																																																																																																																																																																																																																																																																																																																																																																																																																																																																																																																																																																																																																																																																																																																																																																																																																																																																																																																																																																																																																																																																																																																																																																																																																					
14	MAWIEN, Makol	f	4-7	0-0	0-0	2	5	7	2	8	1	0	0	1	26																																																																																																																																																																																																																																																																																																																																																																																																																																																																																																																																																																																																																																																																																																																																																																																																																																																																																																																																																																																																																																																																																																																																																																																																																																																																																																																																																																																																																																																																																																				
20	SNEED, Xavier	f	2-6	1-4	2-3	1	5	6	2	7	2	1	0	2	36																																																																																																																																																																																																																																																																																																																																																																																																																																																																																																																																																																																																																																																																																																																																																																																																																																																																																																																																																																																																																																																																																																																																																																																																																																																																																																																																																																																																																																																																																																				
32	WADE, Dean	f	8-14	2-4	2-2	0	1	1	5	20	1	0	0	2	25																																																																																																																																																																																																																																																																																																																																																																																																																																																																																																																																																																																																																																																																																																																																																																																																																																																																																																																																																																																																																																																																																																																																																																																																																																																																																																																																																																																																																																																																																																				
03	STOKES, Kamau	g	2-7	2-6	0-0	0	2	2	2	6	4	2	0	1	30																																																																																																																																																																																																																																																																																																																																																																																																																																																																																																																																																																																																																																																																																																																																																																																																																																																																																																																																																																																																																																																																																																																																																																																																																																																																																																																																																																																																																																																																																																				
05	BROWN, Barry	g	11-19	3-4	0-0	1	2	3	2	25	5	3	0	1	37																																																																																																																																																																																																																																																																																																																																																																																																																																																																																																																																																																																																																																																																																																																																																																																																																																																																																																																																																																																																																																																																																																																																																																																																																																																																																																																																																																																																																																																																																																				
00	McGUIRL, Mike		1-2	1-2	0-0	0	0	0	1	3	1	0	0	0	14																																																																																																																																																																																																																																																																																																																																																																																																																																																																																																																																																																																																																																																																																																																																																																																																																																																																																																																																																																																																																																																																																																																																																																																																																																																																																																																																																																																																																																																																																																				
01	NEAL-WILLIAMS, Shau		0-1	0-1	0-0	0	0	0	0	0	0	0	0	0	2																																																																																																																																																																																																																																																																																																																																																																																																																																																																																																																																																																																																																																																																																																																																																																																																																																																																																																																																																																																																																																																																																																																																																																																																																																																																																																																																																																																																																																																																																																				
02	DIARRA, Cartier		1-1	1-1	2-2	3	2	5	0	5	1	3	0	1	25																																																																																																																																																																																																																																																																																																																																																																																																																																																																																																																																																																																																																																																																																																																																																																																																																																																																																																																																																																																																																																																																																																																																																																																																																																																																																																																																																																																																																																																																																																				
21	LOVE III, James		0-0	0-0	0-0	0	0	0	0	0	0	0	0	0	0+																																																																																																																																																																																																																																																																																																																																																																																																																																																																																																																																																																																																																																																																																																																																																																																																																																																																																																																																																																																																																																																																																																																																																																																																																																																																																																																																																																																																																																																																																																				
23	TRICE, Austin		0-0	0-0	0-0	0	1	1	0	0	0	0	0	0	1																																																																																																																																																																																																																																																																																																																																																																																																																																																																																																																																																																																																																																																																																																																																																																																																																																																																																																																																																																																																																																																																																																																																																																																																																																																																																																																																																																																																																																																																																																				
24	McATEE, Pierson		0-0	0-0	0-0	0	1	1	0	0	0	0	0	0	0+																																																																																																																																																																																																																																																																																																																																																																																																																																																																																																																																																																																																																																																																																																																																																																																																																																																																																																																																																																																																																																																																																																																																																																																																																																																																																																																																																																																																																																																																																																				
34	STOCKARD III, Levi		0-1	0-0	0-0	0	1	1	0	0	0	1	0	0	4																																																																																																																																																																																																																																																																																																																																																																																																																																																																																																																																																																																																																																																																																																																																																																																																																																																																																																																																																																																																																																																																																																																																																																																																																																																																																																																																																																																																																																																																																																				
35	MULDOON, Patrick		0-0	0-0	0-0	0	0	0	0	0	0	0	0	0	0+																																																																																																																																																																																																																																																																																																																																																																																																																																																																																																																																																																																																																																																																																																																																																																																																																																																																																																																																																																																																																																																																																																																																																																																																																																																																																																																																																																																																																																																																																																				
45	SHADD, Nigel		0-0	0-0	0-0	0	0	0	0	0	0	0	0	0	0+																																																																																																																																																																																																																																																																																																																																																																																																																																																																																																																																																																																																																																																																																																																																																																																																																																																																																																																																																																																																																																																																																																																																																																																																																																																																																																																																																																																																																																																																																																				
Team						1	1	2																																																																																																																																																																																																																																																																																																																																																																																																																																																																																																																																																																																																																																																																																																																																																																																																																																																																																																																																																																																																																																																																																																																																																																																																																																																																																																																																																																																																																																																																																																											
Totals			29-58	10-22	6-7	8	21	29	14	74	15	10	0	8	200																																																																																																																																																																																																																																																																																																																																																																																																																																																																																																																																																																																																																																																																																																																																																																																																																																																																																																																																																																																																																																																																																																																																																																																																																																																																																																																																																																																																																																																																																																				
FG % 1st Half: 12-27 44.4% 2nd half: 17-31 54.8% Game: 29-58 50.0%															Deadball Rebounds 0																																																																																																																																																																																																																																																																																																																																																																																																																																																																																																																																																																																																																																																																																																																																																																																																																																																																																																																																																																																																																																																																																																																																																																																																																																																																																																																																																																																																																																																																																																				
3FG % 1st Half: 2-8 25.0% 2nd half: 8-14 57.1% Game: 10-22 45.5%																																																																																																																																																																																																																																																																																																																																																																																																																																																																																																																																																																																																																																																																																																																																																																																																																																																																																																																																																																																																																																																																																																																																																																																																																																																																																																																																																																																																																																																																																																																			
FT % 1st Half: 4-4 100.0 2nd half: 2-3 66.7% Game: 6-7 85.7%																																																																																																																																																																																																																																																																																																																																																																																																																																																																																																																																																																																																																																																																																																																																																																																																																																																																																																																																																																																																																																																																																																																																																																																																																																																																																																																																																																																																																																																																																																																			
Officials: John Higgins, Michael Greenstein, Larry Spaulding																																																																																																																																																																																																																																																																																																																																																																																																																																																																																																																																																																																																																																																																																																																																																																																																																																																																																																																																																																																																																																																																																																																																																																																																																																																																																																																																																																																																																																																																																																																			
Technical fouls: Kansas State-None. Oklahoma-None.																																																																																																																																																																																																																																																																																																																																																																																																																																																																																																																																																																																																																																																																																																																																																																																																																																																																																																																																																																																																																																																																																																																																																																																																																																																																																																																																																																																																																																																																																																																			
Attendance: 7597																																																																																																																																																																																																																																																																																																																																																																																																																																																																																																																																																																																																																																																																																																																																																																																																																																																																																																																																																																																																																																																																																																																																																																																																																																																																																																																																																																																																																																																																																																																			
Estimated Attendance: 5,698																																																																																																																																																																																																																																																																																																																																																																																																																																																																																																																																																																																																																																																																																																																																																																																																																																																																																																																																																																																																																																																																																																																																																																																																																																																																																																																																																																																																																																																																																																																			
<table><tr><th colspan="2">Score by periods</th><th>1st</th><th>2nd</th><th>Total</th></tr><tr><td colspan="2">Kansas State</td><td>30</td><td>44</td><td>74</td></tr><tr><td colspan="2">Oklahoma</td><td>24</td><td>37</td><td>61</td></tr></table>															Score by periods		1st	2nd	Total	Kansas State		30	44	74	Oklahoma		24	37	61	<table><tr><th colspan="2">Score by periods</th><th>1st</th><th>2nd</th><th>Total</th></tr><tr><td colspan="2">Oklahoma</td><td>24</td><td>48</td><td>72</td></tr><tr><td colspan="2">Texas</td><td>29</td><td>46</td><td>75</td></tr></table>															Score by periods		1st	2nd	Total	Oklahoma		24	48	72	Texas		29	46	75																																																																																																																																																																																																																																																																																																																																																																																																																																																																																																																																																																																																																																																																																																																																																																																																																																																																																																																																																																																																																																																																																																																																																																																																																																																																																																																																																																																																																																																								
Score by periods		1st	2nd	Total																																																																																																																																																																																																																																																																																																																																																																																																																																																																																																																																																																																																																																																																																																																																																																																																																																																																																																																																																																																																																																																																																																																																																																																																																																																																																																																																																																																																																																																																																																															
Kansas State		30	44	74																																																																																																																																																																																																																																																																																																																																																																																																																																																																																																																																																																																																																																																																																																																																																																																																																																																																																																																																																																																																																																																																																																																																																																																																																																																																																																																																																																																																																																																																																																															
Oklahoma		24	37	61																																																																																																																																																																																																																																																																																																																																																																																																																																																																																																																																																																																																																																																																																																																																																																																																																																																																																																																																																																																																																																																																																																																																																																																																																																																																																																																																																																																																																																																																																																															
Score by periods		1st	2nd	Total																																																																																																																																																																																																																																																																																																																																																																																																																																																																																																																																																																																																																																																																																																																																																																																																																																																																																																																																																																																																																																																																																																																																																																																																																																																																																																																																																																																																																																																																																																															
Oklahoma		24	48	72																																																																																																																																																																																																																																																																																																																																																																																																																																																																																																																																																																																																																																																																																																																																																																																																																																																																																																																																																																																																																																																																																																																																																																																																																																																																																																																																																																																																																																																																																																															
Texas		29	46	75																																																																																																																																																																																																																																																																																																																																																																																																																																																																																																																																																																																																																																																																																																																																																																																																																																																																																																																																																																																																																																																																																																																																																																																																																																																																																																																																																																																																																																																																																																															
Last FG - KS 2nd-00:53, OU 2nd-01:17.															Last FG - OU 2nd-00:21, UT 2nd-00:32.																																																																																																																																																																																																																																																																																																																																																																																																																																																																																																																																																																																																																																																																																																																																																																																																																																																																																																																																																																																																																																																																																																																																																																																																																																																																																																																																																																																																																																																																																																				
Largest lead - KS by 19 2nd-04:42, OU None.															Largest lead - OU by 5 1st-13:58, UT by 10 1st-02:20.																																																																																																																																																																																																																																																																																																																																																																																																																																																																																																																																																																																																																																																																																																																																																																																																																																																																																																																																																																																																																																																																																																																																																																																																																																																																																																																																																																																																																																																																																																				
KS led for 39:40. OU led for 00:00. Game was tied for 00:19.															OU led for 12:26. UT led for 23:15. Game was tied for 04:10.																																																																																																																																																																																																																																																																																																																																																																																																																																																																																																																																																																																																																																																																																																																																																																																																																																																																																																																																																																																																																																																																																																																																																																																																																																																																																																																																																																																																																																																																																																				
Points In Off 2nd Fast Bench KS Paint T/O Chance Break 8 23 OU 30 18 6 6 8															Points In Off 2nd Fast Bench OU Paint T/O Chance Break 12 7 UT 34 11 9 2 12																																																																																																																																																																																																																																																																																																																																																																																																																																																																																																																																																																																																																																																																																																																																																																																																																																																																																																																																																																																																																																																																																																																																																																																																																																																																																																																																																																																																																																																																																																				
Score tied - 0 times. Lead changed - 0 times.															Score tied - 7 times. Lead changed - 8 times.																																																																																																																																																																																																																																																																																																																																																																																																																																																																																																																																																																																																																																																																																																																																																																																																																																																																																																																																																																																																																																																																																																																																																																																																																																																																																																																																																																																																																																																																																																				
Official Basketball Box Score -- Game Totals -- Final Statistics															Official Basketball Box Score -- Game Totals -- Final Statistics																																																																																																																																																																																																																																																																																																																																																																																																																																																																																																																																																																																																																																																																																																																																																																																																																																																																																																																																																																																																																																																																																																																																																																																																																																																																																																																																																																																																																																																																																																				
Oklahoma vs Oklahoma State															Vanderbilt vs Oklahoma																																																																																																																																																																																																																																																																																																																																																																																																																																																																																																																																																																																																																																																																																																																																																																																																																																																																																																																																																																																																																																																																																																																																																																																																																																																																																																																																																																																																																																																																																																				
01/23/19 8:00 pm at															01/26/19 3 p.m. at Lloyd Noble Center (Norman, Okla.)																																																																																																																																																																																																																																																																																																																																																																																																																																																																																																																																																																																																																																																																																																																																																																																																																																																																																																																																																																																																																																																																																																																																																																																																																																																																																																																																																																																																																																																																																																				
Oklahoma 70 • 14-5															Vanderbilt 55 • 9-10																																																																																																																																																																																																																																																																																																																																																																																																																																																																																																																																																																																																																																																																																																																																																																																																																																																																																																																																																																																																																																																																																																																																																																																																																																																																																																																																																																																																																																																																																																				
<table><tr><th rowspan="2">#</th><th rowspan="2">Player</th><th colspan="2">Total</th><th colspan="2">3-Ptr</th><th colspan="3">Rebounds</th><th rowspan="2">PF</th><th rowspan="2">TP</th><th colspan="4">A TO Blk Stl</th><th rowspan="2">Min</th></tr><tr><th>FG-FGA</th><th>FG-FGA</th><th>FT-FTA</th><th>FT-FTA</th><th>Off</th><th>Def</th><th>Tot</th><th>A</th><th>TO</th><th>Blk</th><th>Stl</th></tr><tr><td>21</td><td>Doolittle,Kristian</td><td>f</td><td>2-7</td><td>0-0</td><td>3-4</td><td>1</td><td>6</td><td>7</td><td>1</td><td>7</td><td>5</td><td>2</td><td>1</td><td>2</td><td>34</td></tr><tr><td>35</td><td>Manek,Brady</td><td>f</td><td>6-11</td><td>2-6</td><td>1-1</td><td>1</td><td>2</td><td>3</td><td>1</td><td>15</td><td>1</td><td>1</td><td>0</td><td>0</td><td>27</td></tr><tr><td>00</td><td>James,Christian</td><td>g</td><td>2-7</td><td>0-4</td><td>1-1</td><td>1</td><td>4</td><td>5</td><td>2</td><td>5</td><td>2</td><td>1</td><td>0</td><td>0</td><td>29</td></tr><tr><td>01</td><td>Odomes,Rashard</td><td>g</td><td>4-6</td><td>1-1</td><td>2-3</td><td>1</td><td>3</td><td>4</td><td>3</td><td>11</td><td>5</td><td>1</td><td>0</td><td>1</td><td>24</td></tr><tr><td>24</td><td>Bieniemy,Jamal</td><td>g</td><td>6-6</td><td>3-3</td><td>2-2</td><td>0</td><td>3</td><td>3</td><td>1</td><td>17</td><td>1</td><td>0</td><td>0</td><td>3</td><td>35</td></tr><tr><td>02</td><td>Calixte,Aaron</td><td></td><td>0-4</td><td>0-3</td><td>0-0</td><td>0</td><td>0</td><td>0</td><td>1</td><td>0</td><td>1</td><td>1</td><td>0</td><td>1</td><td>17</td></tr><tr><td>03</td><td>Reynolds,Miles</td><td></td><td>1-5</td><td>0-1</td><td>0-0</td><td>0</td><td>2</td><td>2</td><td>1</td><td>2</td><td>2</td><td>0</td><td>0</td><td>1</td><td>15</td></tr><tr><td>04</td><td>McNeace,Jamuni</td><td></td><td>5-6</td><td>0-0</td><td>3-5</td><td>1</td><td>2</td><td>3</td><td>1</td><td>13</td><td>0</td><td>0</td><td>1</td><td>0</td><td>19</td></tr><tr><td colspan="2">Team</td><td></td><td></td><td></td><td></td><td>0</td><td>1</td><td>1</td><td></td><td></td><td></td><td></td><td></td><td></td><td></td></tr><tr><td colspan="2">Totals</td><td></td><td>26-52</td><td>6-18</td><td>12-16</td><td>5</td><td>23</td><td>28</td><td>11</td><td>70</td><td>17</td><td>6</td><td>2</td><td>8</td><td>200</td></tr><tr><td colspan="15">FG % 1st Half: 12-30 40.0% 2nd half: 14-22 63.6% Game: 26-52 50.0%</td><td colspan="15">Deadball Rebounds 2</td></tr><tr><td colspan="15">3FG % 1st Half: 2-10 20.0% 2nd half: 4-8 50.0% Game: 6-18 33.3%</td><td colspan="15"></td></tr><tr><td colspan="15">FT % 1st Half: 5-6 83.3% 2nd half: 7-10 70.0% Game: 12-16 75.0%</td><td colspan="15"></td></tr><tr><td colspan="15">Officials: Ray Natili,Gerry Pollard,Joe DeRosa</td><td colspan="15"></td></tr><tr><td colspan="15">Technical fouls: Oklahoma-None. Oklahoma State-None.</td><td colspan="15"></td></tr><tr><td colspan="15">Attendance: 11086</td><td colspan="15"></td></tr><tr><td colspan="15">2018-19 Men's Basketball. Round: 0. Oklahoma vs Oklahoma St.. Played at .</td><td colspan="15"></td></tr><tr><td colspan="15"><table><tr><th colspan="2">Score by periods</th><th>1st</th><th>2nd</th><th>Total</th></tr><tr><td colspan="2">Oklahoma</td><td>31</td><td>39</td><td>70</td></tr><tr><td colspan="2">Oklahoma State</td><td>37</td><td>24</td><td>61</td></tr></table></td><td colspan="15"><table><tr><th colspan="2">Score by periods</th><th>1st</th><th>2nd</th><th>Total</th></tr><tr><td colspan="2">Vanderbilt</td><td>23</td><td>32</td><td>55</td></tr><tr><td colspan="2">Oklahoma</td><td>41</td><td>45</td><td>86</td></tr></table></td></tr><tr><td colspan="15">Last FG - OU 2nd-01:40, OSU 2nd-05:35.</td><td colspan="15">Last FG - VU 2nd-03:29, OU 2nd-00:48.</td></tr><tr><td colspan="15">Largest lead - OU by 9 2nd-00:24, OSU by 19 1st-11:15.</td><td colspan="15">Largest lead - VU by 2 1st-12:08, OU by 31 2nd-00:48.</td></tr><tr><td colspan="15">OU led for 05:22. OSU led for 31:40. Game was tied for 02:58.</td><td colspan="15">VU led for 00:15. OU led for 39:13. Game was tied for 00:32.</td></tr><tr><td colspan="15">Points In Off 2nd Fast Bench OU Paint T/O Chance Break 15 9 OSU 38 21 11 7 9</td><td colspan="15">Points In Off 2nd Fast Bench VU Paint T/O Chance Break 2 11 OU 52 22 11 7 31</td></tr><tr><td colspan="15">Score tied - 2 times. Lead changed - 5 times.</td><td colspan="15">Score tied - 1 time. Lead changed - 2 times.</td></tr></table>															#	Player	Total		3-Ptr		Rebounds			PF	TP	A TO Blk Stl				Min	FG-FGA	FG-FGA	FT-FTA	FT-FTA	Off	Def	Tot	A	TO	Blk	Stl	21	Doolittle,Kristian	f	2-7	0-0	3-4	1	6	7	1	7	5	2	1	2	34	35	Manek,Brady	f	6-11	2-6	1-1	1	2	3	1	15	1	1	0	0	27	00	James,Christian	g	2-7	0-4	1-1	1	4	5	2	5	2	1	0	0	29	01	Odomes,Rashard	g	4-6	1-1	2-3	1	3	4	3	11	5	1	0	1	24	24	Bieniemy,Jamal	g	6-6	3-3	2-2	0	3	3	1	17	1	0	0	3	35	02	Calixte,Aaron		0-4	0-3	0-0	0	0	0	1	0	1	1	0	1	17	03	Reynolds,Miles		1-5	0-1	0-0	0	2	2	1	2	2	0	0	1	15	04	McNeace,Jamuni		5-6	0-0	3-5	1	2	3	1	13	0	0	1	0	19	Team						0	1	1								Totals			26-52	6-18	12-16	5	23	28	11	70	17	6	2	8	200	FG % 1st Half: 12-30 40.0% 2nd half: 14-22 63.6% Game: 26-52 50.0%															Deadball Rebounds 2															3FG % 1st Half: 2-10 20.0% 2nd half: 4-8 50.0% Game: 6-18 33.3%																														FT % 1st Half: 5-6 83.3% 2nd half: 7-10 70.0% Game: 12-16 75.0%																														Officials: Ray Natili,Gerry Pollard,Joe DeRosa																														Technical fouls: Oklahoma-None. Oklahoma State-None.																														Attendance: 11086																														2018-19 Men's Basketball. Round: 0. Oklahoma vs Oklahoma St.. Played at .																														<table><tr><th colspan="2">Score by periods</th><th>1st</th><th>2nd</th><th>Total</th></tr><tr><td colspan="2">Oklahoma</td><td>31</td><td>39</td><td>70</td></tr><tr><td colspan="2">Oklahoma State</td><td>37</td><td>24</td><td>61</td></tr></table>															Score by periods		1st	2nd	Total	Oklahoma		31	39	70	Oklahoma State		37	24	61	<table><tr><th colspan="2">Score by periods</th><th>1st</th><th>2nd</th><th>Total</th></tr><tr><td colspan="2">Vanderbilt</td><td>23</td><td>32</td><td>55</td></tr><tr><td colspan="2">Oklahoma</td><td>41</td><td>45</td><td>86</td></tr></table>															Score by periods		1st	2nd	Total	Vanderbilt		23	32	55	Oklahoma		41	45	86	Last FG - OU 2nd-01:40, OSU 2nd-05:35.															Last FG - VU 2nd-03:29, OU 2nd-00:48.															Largest lead - OU by 9 2nd-00:24, OSU by 19 1st-11:15.															Largest lead - VU by 2 1st-12:08, OU by 31 2nd-00:48.															OU led for 05:22. OSU led for 31:40. Game was tied for 02:58.															VU led for 00:15. OU led for 39:13. Game was tied for 00:32.															Points In Off 2nd Fast Bench OU Paint T/O Chance Break 15 9 OSU 38 21 11 7 9															Points In Off 2nd Fast Bench VU Paint T/O Chance Break 2 11 OU 52 22 11 7 31															Score tied - 2 times. Lead changed - 5 times.															Score tied - 1 time. Lead changed - 2 times.																																																																																																																																																																																																																																																																																																																																																																																																																																																																																																																																																																																																																																																																																																																																																																																																																																																																																				
#	Player	Total		3-Ptr		Rebounds			PF	TP	A TO Blk Stl						Min																																																																																																																																																																																																																																																																																																																																																																																																																																																																																																																																																																																																																																																																																																																																																																																																																																																																																																																																																																																																																																																																																																																																																																																																																																																																																																																																																																																																																																																																																																		
		FG-FGA	FG-FGA	FT-FTA	FT-FTA	Off	Def	Tot			A	TO	Blk	Stl																																																																																																																																																																																																																																																																																																																																																																																																																																																																																																																																																																																																																																																																																																																																																																																																																																																																																																																																																																																																																																																																																																																																																																																																																																																																																																																																																																																																																																																																																																					
21	Doolittle,Kristian	f	2-7	0-0	3-4	1	6	7	1	7	5	2	1	2	34																																																																																																																																																																																																																																																																																																																																																																																																																																																																																																																																																																																																																																																																																																																																																																																																																																																																																																																																																																																																																																																																																																																																																																																																																																																																																																																																																																																																																																																																																																				
35	Manek,Brady	f	6-11	2-6	1-1	1	2	3	1	15	1	1	0	0	27																																																																																																																																																																																																																																																																																																																																																																																																																																																																																																																																																																																																																																																																																																																																																																																																																																																																																																																																																																																																																																																																																																																																																																																																																																																																																																																																																																																																																																																																																																				
00	James,Christian	g	2-7	0-4	1-1	1	4	5	2	5	2	1	0	0	29																																																																																																																																																																																																																																																																																																																																																																																																																																																																																																																																																																																																																																																																																																																																																																																																																																																																																																																																																																																																																																																																																																																																																																																																																																																																																																																																																																																																																																																																																																				
01	Odomes,Rashard	g	4-6	1-1	2-3	1	3	4	3	11	5	1	0	1	24																																																																																																																																																																																																																																																																																																																																																																																																																																																																																																																																																																																																																																																																																																																																																																																																																																																																																																																																																																																																																																																																																																																																																																																																																																																																																																																																																																																																																																																																																																				
24	Bieniemy,Jamal	g	6-6	3-3	2-2	0	3	3	1	17	1	0	0	3	35																																																																																																																																																																																																																																																																																																																																																																																																																																																																																																																																																																																																																																																																																																																																																																																																																																																																																																																																																																																																																																																																																																																																																																																																																																																																																																																																																																																																																																																																																																				
02	Calixte,Aaron		0-4	0-3	0-0	0	0	0	1	0	1	1	0	1	17																																																																																																																																																																																																																																																																																																																																																																																																																																																																																																																																																																																																																																																																																																																																																																																																																																																																																																																																																																																																																																																																																																																																																																																																																																																																																																																																																																																																																																																																																																				
03	Reynolds,Miles		1-5	0-1	0-0	0	2	2	1	2	2	0	0	1	15																																																																																																																																																																																																																																																																																																																																																																																																																																																																																																																																																																																																																																																																																																																																																																																																																																																																																																																																																																																																																																																																																																																																																																																																																																																																																																																																																																																																																																																																																																				
04	McNeace,Jamuni		5-6	0-0	3-5	1	2	3	1	13	0	0	1	0	19																																																																																																																																																																																																																																																																																																																																																																																																																																																																																																																																																																																																																																																																																																																																																																																																																																																																																																																																																																																																																																																																																																																																																																																																																																																																																																																																																																																																																																																																																																				
Team						0	1	1																																																																																																																																																																																																																																																																																																																																																																																																																																																																																																																																																																																																																																																																																																																																																																																																																																																																																																																																																																																																																																																																																																																																																																																																																																																																																																																																																																																																																																																																																																											
Totals			26-52	6-18	12-16	5	23	28	11	70	17	6	2	8	200																																																																																																																																																																																																																																																																																																																																																																																																																																																																																																																																																																																																																																																																																																																																																																																																																																																																																																																																																																																																																																																																																																																																																																																																																																																																																																																																																																																																																																																																																																				
FG % 1st Half: 12-30 40.0% 2nd half: 14-22 63.6% Game: 26-52 50.0%															Deadball Rebounds 2																																																																																																																																																																																																																																																																																																																																																																																																																																																																																																																																																																																																																																																																																																																																																																																																																																																																																																																																																																																																																																																																																																																																																																																																																																																																																																																																																																																																																																																																																																				
3FG % 1st Half: 2-10 20.0% 2nd half: 4-8 50.0% Game: 6-18 33.3%																																																																																																																																																																																																																																																																																																																																																																																																																																																																																																																																																																																																																																																																																																																																																																																																																																																																																																																																																																																																																																																																																																																																																																																																																																																																																																																																																																																																																																																																																																																			
FT % 1st Half: 5-6 83.3% 2nd half: 7-10 70.0% Game: 12-16 75.0%																																																																																																																																																																																																																																																																																																																																																																																																																																																																																																																																																																																																																																																																																																																																																																																																																																																																																																																																																																																																																																																																																																																																																																																																																																																																																																																																																																																																																																																																																																																			
Officials: Ray Natili,Gerry Pollard,Joe DeRosa																																																																																																																																																																																																																																																																																																																																																																																																																																																																																																																																																																																																																																																																																																																																																																																																																																																																																																																																																																																																																																																																																																																																																																																																																																																																																																																																																																																																																																																																																																																			
Technical fouls: Oklahoma-None. Oklahoma State-None.																																																																																																																																																																																																																																																																																																																																																																																																																																																																																																																																																																																																																																																																																																																																																																																																																																																																																																																																																																																																																																																																																																																																																																																																																																																																																																																																																																																																																																																																																																																			
Attendance: 11086																																																																																																																																																																																																																																																																																																																																																																																																																																																																																																																																																																																																																																																																																																																																																																																																																																																																																																																																																																																																																																																																																																																																																																																																																																																																																																																																																																																																																																																																																																																			
2018-19 Men's Basketball. Round: 0. Oklahoma vs Oklahoma St.. Played at .																																																																																																																																																																																																																																																																																																																																																																																																																																																																																																																																																																																																																																																																																																																																																																																																																																																																																																																																																																																																																																																																																																																																																																																																																																																																																																																																																																																																																																																																																																																			
<table><tr><th colspan="2">Score by periods</th><th>1st</th><th>2nd</th><th>Total</th></tr><tr><td colspan="2">Oklahoma</td><td>31</td><td>39</td><td>70</td></tr><tr><td colspan="2">Oklahoma State</td><td>37</td><td>24</td><td>61</td></tr></table>															Score by periods		1st	2nd	Total	Oklahoma		31	39	70	Oklahoma State		37	24	61	<table><tr><th colspan="2">Score by periods</th><th>1st</th><th>2nd</th><th>Total</th></tr><tr><td colspan="2">Vanderbilt</td><td>23</td><td>32</td><td>55</td></tr><tr><td colspan="2">Oklahoma</td><td>41</td><td>45</td><td>86</td></tr></table>															Score by periods		1st	2nd	Total	Vanderbilt		23	32	55	Oklahoma		41	45	86																																																																																																																																																																																																																																																																																																																																																																																																																																																																																																																																																																																																																																																																																																																																																																																																																																																																																																																																																																																																																																																																																																																																																																																																																																																																																																																																																																																																																																																								
Score by periods		1st	2nd	Total																																																																																																																																																																																																																																																																																																																																																																																																																																																																																																																																																																																																																																																																																																																																																																																																																																																																																																																																																																																																																																																																																																																																																																																																																																																																																																																																																																																																																																																																																																															
Oklahoma		31	39	70																																																																																																																																																																																																																																																																																																																																																																																																																																																																																																																																																																																																																																																																																																																																																																																																																																																																																																																																																																																																																																																																																																																																																																																																																																																																																																																																																																																																																																																																																																															
Oklahoma State		37	24	61																																																																																																																																																																																																																																																																																																																																																																																																																																																																																																																																																																																																																																																																																																																																																																																																																																																																																																																																																																																																																																																																																																																																																																																																																																																																																																																																																																																																																																																																																																															
Score by periods		1st	2nd	Total																																																																																																																																																																																																																																																																																																																																																																																																																																																																																																																																																																																																																																																																																																																																																																																																																																																																																																																																																																																																																																																																																																																																																																																																																																																																																																																																																																																																																																																																																																															
Vanderbilt		23	32	55																																																																																																																																																																																																																																																																																																																																																																																																																																																																																																																																																																																																																																																																																																																																																																																																																																																																																																																																																																																																																																																																																																																																																																																																																																																																																																																																																																																																																																																																																																															
Oklahoma		41	45	86																																																																																																																																																																																																																																																																																																																																																																																																																																																																																																																																																																																																																																																																																																																																																																																																																																																																																																																																																																																																																																																																																																																																																																																																																																																																																																																																																																																																																																																																																																															
Last FG - OU 2nd-01:40, OSU 2nd-05:35.															Last FG - VU 2nd-03:29, OU 2nd-00:48.																																																																																																																																																																																																																																																																																																																																																																																																																																																																																																																																																																																																																																																																																																																																																																																																																																																																																																																																																																																																																																																																																																																																																																																																																																																																																																																																																																																																																																																																																																				
Largest lead - OU by 9 2nd-00:24, OSU by 19 1st-11:15.															Largest lead - VU by 2 1st-12:08, OU by 31 2nd-00:48.																																																																																																																																																																																																																																																																																																																																																																																																																																																																																																																																																																																																																																																																																																																																																																																																																																																																																																																																																																																																																																																																																																																																																																																																																																																																																																																																																																																																																																																																																																				
OU led for 05:22. OSU led for 31:40. Game was tied for 02:58.															VU led for 00:15. OU led for 39:13. Game was tied for 00:32.																																																																																																																																																																																																																																																																																																																																																																																																																																																																																																																																																																																																																																																																																																																																																																																																																																																																																																																																																																																																																																																																																																																																																																																																																																																																																																																																																																																																																																																																																																				
Points In Off 2nd Fast Bench OU Paint T/O Chance Break 15 9 OSU 38 21 11 7 9															Points In Off 2nd Fast Bench VU Paint T/O Chance Break 2 11 OU 52 22 11 7 31																																																																																																																																																																																																																																																																																																																																																																																																																																																																																																																																																																																																																																																																																																																																																																																																																																																																																																																																																																																																																																																																																																																																																																																																																																																																																																																																																																																																																																																																																																				
Score tied - 2 times. Lead changed - 5 times.															Score tied - 1 time. Lead changed - 2 times.																																																																																																																																																																																																																																																																																																																																																																																																																																																																																																																																																																																																																																																																																																																																																																																																																																																																																																																																																																																																																																																																																																																																																																																																																																																																																																																																																																																																																																																																																																				

GAME 28: OKLAHOMA VS. IOWA STATE

Official Basketball Box Score -- Game Totals -- Final Statistics															
Baylor vs Oklahoma															
01/28/19 8 p.m. at Lloyd Noble Center (Norman, Okla.)															
Baylor 77 • 14-6, 5-2 Big 12															
#	Player	Total	3-Ptr	Rebounds			PF	TP	A	TO	Blk	Stl	Min		
		FG-FGA	FG-FGA	FT-FTA	Off	Def	Tot								
##	Kegler, Mario	f	4-5	1-1	2-3	0	4	4	2	11	0	0	0	21	
11	Vital, Mark	f	3-8	1-3	1-2	3	8	11	1	8	1	1	2	0	25
03	McClure, King	g	3-8	2-4	0-0	0	3	3	3	8	2	0	0	0	24
00	Mason, Makai	g	5-9	1-3	1-4	0	1	1	1	12	4	1	0	1	29
12	Butler, Jared	g	4-9	2-3	0-0	1	3	4	2	10	5	4	0	2	28
00	Thamba, Flo		2-2	0-0	0-0	0	1	1	4	4	0	1	1	0	11
01	Allen, Darius		1-1	0-0	0-0	0	0	0	0	2	1	0	0	0	3
02	Bando, Devonte		3-5	1-3	0-0	0	1	1	2	7	2	2	0	2	17
15	Okeke, Obim		1-1	1-1	0-0	0	0	0	1	3	0	0	0	0	1
24	Mayer, Matthew		1-3	1-2	1-2	0	3	3	1	4	2	2	0	4	21
33	Gillespie, Freddie		4-6	0-0	0-0	2	5	7	2	8	0	1	2	0	20
Team					2	2	4								
Totals			31-57	10-20	5-11	8	31	39	19	77	17	12	5	9	200
FG % 1st Half: 17-29 58.6% 2nd half: 14-28 50.0% Game: 31-57 54.4%															
3FG % 1st Half: 4-9 44.4% 2nd half: 6-11 54.5% Game: 10-20 50.0%															
FT % 1st Half: 1-4 25.0% 2nd half: 4-7 57.1% Game: 5-11 45.5%															
Deadball Rebounds 2															
Oklahoma 47 • 15-6, 3-5 Big 12															
#	Player	Total	3-Ptr	Rebounds			PF	TP	A	TO	Blk	Stl	Min		
		FG-FGA	FG-FGA	FT-FTA	Off	Def	Tot								
21	Doolittle,Kristian	f	5-12	0-0	2-4	2	4	6	1	12	1	3	2	0	32
35	Manek,Brady	f	1-4	1-3	0-0	0	5	5	1	3	0	1	0	0	27
00	James,Christian	g	2-9	1-7	3-4	1	6	7	1	8	2	2	0	0	31
01	Odomes,Rashard	g	2-8	0-1	2-3	1	0	1	0	6	2	2	0	0	19
24	Bieniemy,Jamal	g	0-6	0-4	0-0	2	1	3	2	0	6	1	0	0	30
02	Calixte,Aaron		1-3	1-2	2-2	0	2	2	3	5	0	2	0	1	24
03	Reynolds,Miles		3-7	1-3	4-4	0	1	1	3	11	0	2	0	1	13
04	McNeace,Jamuni		1-5	0-0	0-0	2	2	4	3	2	0	0	0	1	14
05	Freeman,Matt		0-0	0-0	0-0	0	0	0	0	0	0	0	1	0	5
22	Geha,Patrick		0-0	0-0	0-0	0	0	0	0	0	0	0	0	0	1
44	Polla,Hannes		0-1	0-0	0-0	0	0	0	0	0	1	0	0	0	4
Team					1	2	3								
Totals			15-55	4-20	13-17	9	23	32	14	47	11	14	3	3	200
FG % 1st Half: 8-29 27.6% 2nd half: 7-26 26.9% Game: 15-55 27.3%															
3FG % 1st Half: 3-14 21.4% 2nd half: 1-6 16.7% Game: 4-20 20.0%															
FT % 1st Half: 2-4 50.0% 2nd half: 11-13 84.6% Game: 13-17 76.5%															
Deadball Rebounds 3															
Officials: John Higgins, Pat Adams, Michael Greenstein															
Technical fouls: Baylor-None. Oklahoma-None.															
Attendance: 10193															
Estimated Attendance: 6701															
Score by periods				1st	2nd	Total		In Paint	Off T/O	2nd Chance	Fast Break	Bench			
Baylor				39	38	77	BU	38	20	8	11	28			
Oklahoma				21	26	47	OU	18	12	8	2	18			
Last FG - BU 2nd-00:17, OU 2nd-03:30.															
Largest lead - BU by 30 2nd-00:17, OU by 2 1st-18:36.															
BU led for 35:43. OU led for 02:34. Game was tied for 01:43.															
Score tied - 1 time.															
Lead changed - 5 times.															

Official Basketball Box Score -- Game Totals -- Final Statistics															
Oklahoma 71 • 15-7/3-6															
#	Player	Total	3-Ptr	Rebounds			PF	TP	A	TO	Blk	Stl	Min		
		FG-FGA	FG-FGA	FT-FTA	Off	Def	Tot								
21	Doolittle,Kristian	f	2-6	0-0	3-3	2	10	12	4	7	1	1	1	1	34
35	Manek,Brady	f	7-10	4-6	0-2	2	2	4	1	18	0	4	0	0	27
00	James,Christian	g	1-10	0-4	8-8	1	1	2	4	10	2	1	0	2	31
01	Odomes,Rashard	g	2-3	0-0	1-2	0	1	1	3	5	1	3	0	1	17
24	Bieniemy,Jamal	g	1-3	1-3	0-0	0	0	0	5	3	5	1	0	3	28
02	Calixte,Aaron		5-11	3-6	4-4	0	1	1	3	17	3	3	0	0	27
03	Reynolds,Miles		2-6	0-2	2-5	0	3	3	5	6	0	1	0	0	16
04	McNeace,Jamuni		1-1	0-0	0-1	0	3	3	1	2	0	0	0	0	16
44	Polla,Hannes		0-0	0-0	3-4	1	1	2	2	3	0	1	0	0	4
Team					1	1	2								
Totals			21-50	8-21	21-29	7	23	30	28	71	12	15	1	7	200
FG % 1st Half: 10-24 41.7% 2nd half: 11-26 42.3% Game: 21-50 42.0%															
3FG % 1st Half: 3-9 33.3% 2nd half: 5-12 41.7% Game: 8-21 38.1%															
FT % 1st Half: 3-10 30.0% 2nd half: 18-19 94.7% Game: 21-29 72.4%															
Deadball Rebounds 2															
West Virginia 79 • 10-12/2-7															
#	Player	Total	3-Ptr	Rebounds			PF	TP	A	TO	Blk	Stl	Min		
		FG-FGA	FG-FGA	FT-FTA	Off	Def	Tot								
01	Culver, Derek	f	4-9	0-0	5-7	5	9	14	4	13	2	2	0	2	20
21	Harris, Wesley	f	4-10	1-3	4-5	4	3	7	3	13	1	2	0	1	30
23	Ahmad, Esa	f	5-9	1-1	1-4	4	7	6	13	3	12	4	2	0	1
05	McCabe, Jordan	g	1-6	1-5	0-0	0	0	0	2	3	0	0	0	0	11
10	Haley, Jermaine	g	2-5	0-2	0-2	0	2	2	3	4	2	2	0	2	25
00	Doomes, Trey		0-0	0-0	2-2	0	0	0	0	2	0	0	0	0	0+
02	Knapper, Brandon		7-10	4-6	7-9	0	2	2	3	25	0	1	0	2	26
11	Matthews Jr., Emmitt		0-2	0-1	0-0	0	0	0	0	0	0	0	1	0	2
12	Gordon, Andrew		1-1	0-0	0-0	0	2	2	4	2	0	0	0	0	8
14	Harler, Chase		0-3	0-2	3-4	0	0	0	0	3	0	2	0	0	18
15	West, Lamont		1-3	0-2	0-0	0	2	2	3	2	0	1	0	1	16
31	Rount, Logan		0-1	0-0	0-0	0	0	0	0	0	0	0	0	0	7
Team					2	2	4								
Totals			25-59	7-22	22-33	18	28	46	25	79	9	12	1	9	200
FG % 1st Half: 12-30 40.0% 2nd half: 13-29 44.8% Game: 25-59 42.4%															
3FG % 1st Half: 3-12 25.0% 2nd half: 4-10 40.0% Game: 7-22 31.8%															
FT % 1st Half: 6-12 50.0% 2nd half: 16-21 76.2% Game: 22-33 66.7%															
Deadball Rebounds 4															
Officials: Joe DeRosa, Keith Kimble, Jeb Hartness															
Technical fouls: Oklahoma-None. West Virginia-None.															
Attendance: 11611															
Bieniemy (OU) fouled out with 0:32.1 remaining in the second half.															
Reynolds (OU) fouled out with 0:16.2 remaining in the second half.															
Score by periods				1st	2nd	Total		In Paint	Off T/O	2nd Chance	Fast Break	Bench			
Oklahoma				26	45	71	OU	22	17	9	2	28			
West Virginia				33	46	79	WVU	30	18	27	0	34			
Last FG - OU 2nd-00:17, WVU 2nd-00:37.															
Largest lead - OU by 5 1st-13:33, WVU by 9 2nd-15:59.															
OU led for 09:50. WVU led for 28:08. Game was tied for 02:02.															
Score tied - 5 times.															
Lead changed - 12 times.															

Official Basketball Box Score -- Game Totals -- Final Statistics															
Iowa State vs Oklahoma															
02/04/19 8 p.m. at Lloyd Noble Center (Norman, Okla.)															
Iowa State 75 • 18-5, 7-3 Big 12															
#	Player	Total	3-Ptr	Rebounds			PF	TP	A	TO	Blk	Stl	Min		
		FG-FGA	FG-FGA	FT-FTA	Off	Def	Tot								
12	Jacobson, Michael	f	5-9	0-3	0-0	3	5	8	1	10	1	1	1	1	19
01	Weiler-Babb, Nick	g	1-7	1-6	0-0	0	3	3	0	3	4	1	0	1	36
03	Shayok, Marial	g	5-10	2-4	4-4	2	6	8	0	16	5	2	1	1	34
11	Horton-Tucker, Talen	g	5-13	0-3	1-4	1	6	7	3	11	0	2	1	2	31
22	Halliburton, Tyrese	g	4-7	3-5	0-0	1	1	2	3	11	1	3	0	1	30
02	Lard, Cameron		3-4	0-0	0-0	1	4	5	4	6	1	0	2	0	21
05	Wigginton, Lindell		5-13	4-9	4-5	1	3	4	1	18	0	1	1	1	25
23	Talley Jr., Zoran		0-0	0-0	0-0	0	0	0	1	0	0	1	0	0	4
Team					4	0	4								
Totals			28-63	10-30	9-13	13	28	41	13	75	12	11	6	7	200
FG % 1st Half: 14-31 45.2% 2nd half: 14-32 43.8% Game: 28-63 44.4%															
3FG % 1st Half: 5-15 33.3% 2nd half: 5-15 33.3% Game: 10-30 33.3%															
FT % 1st Half: 2-4 50.0% 2nd half: 7-9 77.8% Game: 9-13 69.2%															
Deadball Rebounds 1															
Oklahoma 74 • 15-8, 3-7 Big 12															
#	Player	Total	3-Ptr	Rebounds			PF	TP	A	TO	Blk	Stl	Min		
		FG-FGA	FG-FGA	FT-FTA	Off	Def	Tot								
21	Doolittle,Kristian	f	8-13	0-0	3-3	2	7	9	0	19	2	2	2	0	36
35	Manek,Brady	f	6-9	4-7	0-0	0	2	2	1	16	2	1	2	0	25
00	James,Christian	g	4-10	0-2	2-3	0	4	4	2	10	2	0	0	0	30
02	Calixte,Aaron	g	1-10	1-5	0-0	0	2	2	3	3	1	0	0	0	33
24	Bieniemy,Jamal	g	2-5	1-1	0-0	0	1	1	3	5	2	2	0	1	25
01	Odomes,Rashard		2-8	0-1	5-6	2	1	3	1	9	2	0	1	0	16
03	Reynolds,Miles		2-3	0-0	0-0	0	3	3	1	4	1	0	0	0	17
04	McNeace,Jamuni		1-2	0-0	0-0	2	1	3	1	2	0	1	0	0	10
05	Freeman,Matt		2-5	2-5	0-0	0	0	0	1	6	0	1	0	1	8
Team					5	4	9								
Totals			28-65	8-21	10-12	11	25	36	13	74	12	7	5	2	200
FG % 1st Half: 14-34 41.2% 2nd half: 14-31 45.2% Game: 28-65 43.1%															
3FG % 1st Half: 5-12 41.7% 2nd half: 3-9 33.3% Game: 8-21 38.1%															
FT % 1st Half: 3-3 100.0 2nd half: 7-9 77.8% Game: 10-12 83.3%															
Deadball Rebounds 0															
Officials: Gary Maxwell, Mike Roberts, Roger Ayers															
Technical fouls: Iowa State-None. Oklahoma-None.															
Attendance: 8889															
Estimated Attendance: 5,065															
Score by periods				1st	2nd	Total		In Paint	Off T/O	2nd Chance	Fast Break	Bench			
Iowa State				35	40	75	ISU	36	9	16	6	24			
Oklahoma				36	38	74	OU	30	13	9	4	21			
Last FG - ISU 2nd-01:19, OU 2nd-00:00.															
Largest lead - ISU by 7 2nd-06:50, OU by 10 1st-09:58.															
ISU led for 19:11. OU led for 18:52. Game was tied for 01:26.															
Score tied - 1 time.															
Lead changed - 1 time.															

Official Basketball Box Score -- Game Totals -- Final Statistics															
Oklahoma vs West Virginia															
02/02/19 12:00 p.m. at WVU Coliseum, Morgantown, W.Va.															
Oklahoma 71 • 15-7/3-6															
#	Player	Total	3-Ptr	Rebounds			PF	TP	A	TO	Blk	Stl	Min		
		FG-FGA	FG-FGA	FT-FTA	Off	Def	Tot								
21	Doolittle,Kristian	f	2-6	0-0	3-3	2	10	12	4	7	1	1	1	1	34
35	Manek,Brady	f	7-10	4-6	0-2	2	2	4	1	18					

GAME 28: OKLAHOMA VS. IOWA STATE

Official Basketball Box Score -- Game Totals -- Final Statistics																Official Basketball Box Score -- Game Totals -- Final Statistics																																																																																																																																																																																																																																																																																																																																																																																																																																																																																							
Oklahoma vs Baylor																Oklahoma vs TCU																																																																																																																																																																																																																																																																																																																																																																																																																																																																																							
02/11/19 8:00 pm CT at Ferrell Center (Waco, Texas)																02/16/19 11:04 a.m. at Fort Worth, Texas (Schollmaier Arena)																																																																																																																																																																																																																																																																																																																																																																																																																																																																																							
Oklahoma 53 • 15-10,3-9																Oklahoma 71 • 16-10 (4-9)																																																																																																																																																																																																																																																																																																																																																																																																																																																																																							
<table><tr><th>##</th><th>Player</th><th>FG-FGA</th><th>3-Ptr</th><th>Rebounds</th><th>PF</th><th>TP</th><th>A</th><th>TO</th><th>Blk</th><th>Stl</th><th>Min</th></tr><tr><td>21</td><td>Doolittle,Kristian</td><td>f</td><td>7-15</td><td>0-0</td><td>0-1</td><td>2</td><td>2</td><td>4</td><td>5</td><td>14</td><td>2</td><td>3</td><td>1</td><td>2</td><td>37</td></tr><tr><td>35</td><td>Manek,Brady</td><td>f</td><td>4-9</td><td>0-3</td><td>3-4</td><td>3</td><td>2</td><td>5</td><td>1</td><td>11</td><td>1</td><td>1</td><td>0</td><td>2</td><td>30</td></tr><tr><td>00</td><td>James,Christian</td><td>g</td><td>4-8</td><td>1-3</td><td>2-4</td><td>4</td><td>4</td><td>8</td><td>1</td><td>11</td><td>2</td><td>2</td><td>0</td><td>2</td><td>36</td></tr><tr><td>01</td><td>Odomes,Rashard</td><td>g</td><td>2-10</td><td>0-2</td><td>3-6</td><td>4</td><td>6</td><td>10</td><td>3</td><td>7</td><td>1</td><td>2</td><td>0</td><td>1</td><td>32</td></tr><tr><td>24</td><td>Bieniemy,Jamal</td><td>g</td><td>1-5</td><td>1-4</td><td>0-0</td><td>0</td><td>2</td><td>2</td><td>3</td><td>3</td><td>3</td><td>0</td><td>1</td><td>1</td><td>36</td></tr><tr><td>02</td><td>Calixte,Aaron</td><td></td><td>1-2</td><td>0-1</td><td>0-0</td><td>0</td><td>0</td><td>0</td><td>0</td><td>2</td><td>1</td><td>0</td><td>0</td><td>0</td><td>12</td></tr><tr><td>03</td><td>Reynolds,Miles</td><td></td><td>0-1</td><td>0-1</td><td>0-0</td><td>0</td><td>2</td><td>2</td><td>0</td><td>0</td><td>1</td><td>1</td><td>0</td><td>0</td><td>4</td></tr><tr><td>05</td><td>Freeman,Matt</td><td></td><td>2-4</td><td>1-2</td><td>0-0</td><td>0</td><td>1</td><td>1</td><td>1</td><td>5</td><td>0</td><td>1</td><td>0</td><td>0</td><td>13</td></tr><tr><td colspan="2">Team</td><td></td><td></td><td></td><td></td><td>0</td><td>1</td><td>1</td><td></td><td></td><td></td><td></td><td></td><td></td><td></td></tr><tr><td colspan="2">Totals</td><td></td><td>21-54</td><td>3-16</td><td>8-15</td><td>13</td><td>20</td><td>33</td><td>14</td><td>53</td><td>11</td><td>10</td><td>2</td><td>8</td><td>200</td></tr><tr><td colspan="2">FG % 1st Half: 13-27</td><td>48.1%</td><td colspan="2">2nd half: 8-27</td><td>29.6%</td><td colspan="2">Game: 21-54</td><td>38.9%</td><td colspan="2">Deadball</td><td colspan="2"></td><td colspan="2"></td><td rowspan="3">Rebounds</td></tr><tr><td colspan="2">3FG % 1st Half: 1-8</td><td>12.5%</td><td colspan="2">2nd half: 2-8</td><td>25.0%</td><td colspan="2">Game: 3-16</td><td>18.8%</td><td colspan="2"></td><td colspan="2"></td><td colspan="3"></td></tr><tr><td colspan="2">FT % 1st Half: 4-8</td><td>50.0%</td><td colspan="2">2nd half: 4-7</td><td>57.1%</td><td colspan="2">Game: 8-15</td><td>53.3%</td><td colspan="2"></td><td colspan="2"></td><td colspan="3"></td></tr></table>																##	Player	FG-FGA	3-Ptr	Rebounds	PF	TP	A	TO	Blk	Stl	Min	21	Doolittle,Kristian	f	7-15	0-0	0-1	2	2	4	5	14	2	3	1	2	37	35	Manek,Brady	f	4-9	0-3	3-4	3	2	5	1	11	1	1	0	2	30	00	James,Christian	g	4-8	1-3	2-4	4	4	8	1	11	2	2	0	2	36	01	Odomes,Rashard	g	2-10	0-2	3-6	4	6	10	3	7	1	2	0	1	32	24	Bieniemy,Jamal	g	1-5	1-4	0-0	0	2	2	3	3	3	0	1	1	36	02	Calixte,Aaron		1-2	0-1	0-0	0	0	0	0	2	1	0	0	0	12	03	Reynolds,Miles		0-1	0-1	0-0	0	2	2	0	0	1	1	0	0	4	05	Freeman,Matt		2-4	1-2	0-0	0	1	1	1	5	0	1	0	0	13	Team						0	1	1								Totals			21-54	3-16	8-15	13	20	33	14	53	11	10	2	8	200	FG % 1st Half: 13-27		48.1%	2nd half: 8-27		29.6%	Game: 21-54		38.9%	Deadball						Rebounds	3FG % 1st Half: 1-8		12.5%	2nd half: 2-8		25.0%	Game: 3-16		18.8%								FT % 1st Half: 4-8		50.0%	2nd half: 4-7		57.1%	Game: 8-15		53.3%								<table><tr><th>##</th><th>Player</th><th>FG-FGA</th><th>3-Ptr</th><th>Rebounds</th><th>PF</th><th>TP</th><th>A</th><th>TO</th><th>Blk</th><th>Stl</th><th>Min</th></tr><tr><td>21</td><td>Doolittle,Kristian</td><td>f</td><td>8-11</td><td>0-0</td><td>5-6</td><td>0</td><td>10</td><td>10</td><td>0</td><td>21</td><td>5</td><td>2</td><td>1</td><td>0</td><td>33</td></tr><tr><td>35</td><td>Manek,Brady</td><td>f</td><td>5-12</td><td>2-4</td><td>2-2</td><td>2</td><td>5</td><td>7</td><td>1</td><td>14</td><td>4</td><td>1</td><td>1</td><td>1</td><td>29</td></tr><tr><td>00</td><td>James,Christian</td><td>g</td><td>6-10</td><td>2-5</td><td>0-0</td><td>0</td><td>1</td><td>1</td><td>1</td><td>14</td><td>5</td><td>1</td><td>0</td><td>3</td><td>39</td></tr><tr><td>01</td><td>Odomes,Rashard</td><td>g</td><td>1-3</td><td>0-0</td><td>2-2</td><td>2</td><td>1</td><td>3</td><td>1</td><td>4</td><td>0</td><td>0</td><td>0</td><td>1</td><td>17</td></tr><tr><td>24</td><td>Bieniemy,Jamal</td><td>g</td><td>1-4</td><td>1-3</td><td>0-0</td><td>0</td><td>2</td><td>2</td><td>3</td><td>3</td><td>3</td><td>4</td><td>0</td><td>0</td><td>28</td></tr><tr><td>02</td><td>Calixte,Aaron</td><td></td><td>0-0</td><td>0-0</td><td>0-0</td><td>0</td><td>1</td><td>1</td><td>0</td><td>0</td><td>1</td><td>2</td><td>0</td><td>0</td><td>12</td></tr><tr><td>03</td><td>Reynolds,Miles</td><td></td><td>3-6</td><td>0-0</td><td>1-3</td><td>0</td><td>1</td><td>1</td><td>1</td><td>7</td><td>0</td><td>1</td><td>0</td><td>0</td><td>24</td></tr><tr><td>04</td><td>McNeace,Jamuni</td><td></td><td>1-3</td><td>0-0</td><td>0-0</td><td>1</td><td>1</td><td>2</td><td>2</td><td>2</td><td>0</td><td>0</td><td>0</td><td>0</td><td>7</td></tr><tr><td>05</td><td>Freeman,Matt</td><td></td><td>2-5</td><td>2-4</td><td>0-0</td><td>0</td><td>3</td><td>3</td><td>0</td><td>6</td><td>0</td><td>0</td><td>1</td><td>0</td><td>11</td></tr><tr><td colspan="2">Team</td><td></td><td></td><td></td><td></td><td>0</td><td>3</td><td>3</td><td></td><td></td><td>1</td><td></td><td></td><td></td><td></td></tr><tr><td colspan="2">Totals</td><td></td><td>27-54</td><td>7-16</td><td>10-13</td><td>5</td><td>28</td><td>33</td><td>9</td><td>71</td><td>18</td><td>12</td><td>3</td><td>5</td><td>200</td></tr><tr><td colspan="2">FG % 1st Half: 13-27</td><td>48.1%</td><td colspan="2">2nd half: 14-27</td><td>51.9%</td><td colspan="2">Game: 27-54</td><td>50.0%</td><td colspan="2">Deadball</td><td colspan="2"></td><td colspan="2"></td><td rowspan="3">Rebounds</td></tr><tr><td colspan="2">3FG % 1st Half: 3-9</td><td>33.3%</td><td colspan="2">2nd half: 4-7</td><td>57.1%</td><td colspan="2">Game: 7-16</td><td>43.8%</td><td colspan="2"></td><td colspan="2"></td><td colspan="3"></td></tr><tr><td colspan="2">FT % 1st Half: 3-4</td><td>75.0%</td><td colspan="2">2nd half: 7-9</td><td>77.8%</td><td colspan="2">Game: 10-13</td><td>76.9%</td><td colspan="2"></td><td colspan="2"></td><td colspan="3"></td></tr></table>																##	Player	FG-FGA	3-Ptr	Rebounds	PF	TP	A	TO	Blk	Stl	Min	21	Doolittle,Kristian	f	8-11	0-0	5-6	0	10	10	0	21	5	2	1	0	33	35	Manek,Brady	f	5-12	2-4	2-2	2	5	7	1	14	4	1	1	1	29	00	James,Christian	g	6-10	2-5	0-0	0	1	1	1	14	5	1	0	3	39	01	Odomes,Rashard	g	1-3	0-0	2-2	2	1	3	1	4	0	0	0	1	17	24	Bieniemy,Jamal	g	1-4	1-3	0-0	0	2	2	3	3	3	4	0	0	28	02	Calixte,Aaron		0-0	0-0	0-0	0	1	1	0	0	1	2	0	0	12	03	Reynolds,Miles		3-6	0-0	1-3	0	1	1	1	7	0	1	0	0	24	04	McNeace,Jamuni		1-3	0-0	0-0	1	1	2	2	2	0	0	0	0	7	05	Freeman,Matt		2-5	2-4	0-0	0	3	3	0	6	0	0	1	0	11	Team						0	3	3			1					Totals			27-54	7-16	10-13	5	28	33	9	71	18	12	3	5	200	FG % 1st Half: 13-27		48.1%	2nd half: 14-27		51.9%	Game: 27-54		50.0%	Deadball						Rebounds	3FG % 1st Half: 3-9		33.3%	2nd half: 4-7		57.1%	Game: 7-16		43.8%								FT % 1st Half: 3-4		75.0%	2nd half: 7-9		77.8%	Game: 10-13		76.9%							
##	Player	FG-FGA	3-Ptr	Rebounds	PF	TP	A	TO	Blk	Stl	Min																																																																																																																																																																																																																																																																																																																																																																																																																																																																																												
21	Doolittle,Kristian	f	7-15	0-0	0-1	2	2	4	5	14	2	3	1	2	37																																																																																																																																																																																																																																																																																																																																																																																																																																																																																								
35	Manek,Brady	f	4-9	0-3	3-4	3	2	5	1	11	1	1	0	2	30																																																																																																																																																																																																																																																																																																																																																																																																																																																																																								
00	James,Christian	g	4-8	1-3	2-4	4	4	8	1	11	2	2	0	2	36																																																																																																																																																																																																																																																																																																																																																																																																																																																																																								
01	Odomes,Rashard	g	2-10	0-2	3-6	4	6	10	3	7	1	2	0	1	32																																																																																																																																																																																																																																																																																																																																																																																																																																																																																								
24	Bieniemy,Jamal	g	1-5	1-4	0-0	0	2	2	3	3	3	0	1	1	36																																																																																																																																																																																																																																																																																																																																																																																																																																																																																								
02	Calixte,Aaron		1-2	0-1	0-0	0	0	0	0	2	1	0	0	0	12																																																																																																																																																																																																																																																																																																																																																																																																																																																																																								
03	Reynolds,Miles		0-1	0-1	0-0	0	2	2	0	0	1	1	0	0	4																																																																																																																																																																																																																																																																																																																																																																																																																																																																																								
05	Freeman,Matt		2-4	1-2	0-0	0	1	1	1	5	0	1	0	0	13																																																																																																																																																																																																																																																																																																																																																																																																																																																																																								
Team						0	1	1																																																																																																																																																																																																																																																																																																																																																																																																																																																																																															
Totals			21-54	3-16	8-15	13	20	33	14	53	11	10	2	8	200																																																																																																																																																																																																																																																																																																																																																																																																																																																																																								
FG % 1st Half: 13-27		48.1%	2nd half: 8-27		29.6%	Game: 21-54		38.9%	Deadball						Rebounds																																																																																																																																																																																																																																																																																																																																																																																																																																																																																								
3FG % 1st Half: 1-8		12.5%	2nd half: 2-8		25.0%	Game: 3-16		18.8%																																																																																																																																																																																																																																																																																																																																																																																																																																																																																															
FT % 1st Half: 4-8		50.0%	2nd half: 4-7		57.1%	Game: 8-15		53.3%																																																																																																																																																																																																																																																																																																																																																																																																																																																																																															
##	Player	FG-FGA	3-Ptr	Rebounds	PF	TP	A	TO	Blk	Stl	Min																																																																																																																																																																																																																																																																																																																																																																																																																																																																																												
21	Doolittle,Kristian	f	8-11	0-0	5-6	0	10	10	0	21	5	2	1	0	33																																																																																																																																																																																																																																																																																																																																																																																																																																																																																								
35	Manek,Brady	f	5-12	2-4	2-2	2	5	7	1	14	4	1	1	1	29																																																																																																																																																																																																																																																																																																																																																																																																																																																																																								
00	James,Christian	g	6-10	2-5	0-0	0	1	1	1	14	5	1	0	3	39																																																																																																																																																																																																																																																																																																																																																																																																																																																																																								
01	Odomes,Rashard	g	1-3	0-0	2-2	2	1	3	1	4	0	0	0	1	17																																																																																																																																																																																																																																																																																																																																																																																																																																																																																								
24	Bieniemy,Jamal	g	1-4	1-3	0-0	0	2	2	3	3	3	4	0	0	28																																																																																																																																																																																																																																																																																																																																																																																																																																																																																								
02	Calixte,Aaron		0-0	0-0	0-0	0	1	1	0	0	1	2	0	0	12																																																																																																																																																																																																																																																																																																																																																																																																																																																																																								
03	Reynolds,Miles		3-6	0-0	1-3	0	1	1	1	7	0	1	0	0	24																																																																																																																																																																																																																																																																																																																																																																																																																																																																																								
04	McNeace,Jamuni		1-3	0-0	0-0	1	1	2	2	2	0	0	0	0	7																																																																																																																																																																																																																																																																																																																																																																																																																																																																																								
05	Freeman,Matt		2-5	2-4	0-0	0	3	3	0	6	0	0	1	0	11																																																																																																																																																																																																																																																																																																																																																																																																																																																																																								
Team						0	3	3			1																																																																																																																																																																																																																																																																																																																																																																																																																																																																																												
Totals			27-54	7-16	10-13	5	28	33	9	71	18	12	3	5	200																																																																																																																																																																																																																																																																																																																																																																																																																																																																																								
FG % 1st Half: 13-27		48.1%	2nd half: 14-27		51.9%	Game: 27-54		50.0%	Deadball						Rebounds																																																																																																																																																																																																																																																																																																																																																																																																																																																																																								
3FG % 1st Half: 3-9		33.3%	2nd half: 4-7		57.1%	Game: 7-16		43.8%																																																																																																																																																																																																																																																																																																																																																																																																																																																																																															
FT % 1st Half: 3-4		75.0%	2nd half: 7-9		77.8%	Game: 10-13		76.9%																																																																																																																																																																																																																																																																																																																																																																																																																																																																																															
Baylor 59 • 16-8, 7-4																TCU 62 • 17-8 (5-7)																																																																																																																																																																																																																																																																																																																																																																																																																																																																																							
<table><tr><th>##</th><th>Player</th><th>FG-FGA</th><th>3-Ptr</th><th>Rebounds</th><th>PF</th><th>TP</th><th>A</th><th>TO</th><th>Blk</th><th>Stl</th><th>Min</th></tr><tr><td>33</td><td>Gillespie,Freddie</td><td>f</td><td>1-2</td><td>0-0</td><td>0-0</td><td>2</td><td>2</td><td>4</td><td>3</td><td>2</td><td>0</td><td>0</td><td>3</td><td>1</td><td>15</td></tr><tr><td>04</td><td>Kegler,Mario</td><td>g</td><td>4-9</td><td>1-2</td><td>0-2</td><td>3</td><td>4</td><td>7</td><td>4</td><td>9</td><td>1</td><td>1</td><td>0</td><td>1</td><td>31</td></tr><tr><td>10</td><td>Mason,Makai</td><td>g</td><td>2-14</td><td>0-5</td><td>2-2</td><td>0</td><td>1</td><td>1</td><td>0</td><td>6</td><td>8</td><td>2</td><td>0</td><td>0</td><td>35</td></tr><tr><td>11</td><td>Vital,Mark</td><td>g</td><td>2-5</td><td>0-0</td><td>3-4</td><td>3</td><td>4</td><td>7</td><td>1</td><td>7</td><td>1</td><td>1</td><td>0</td><td>3</td><td>31</td></tr><tr><td>12</td><td>Butler,Jared</td><td>g</td><td>4-9</td><td>3-6</td><td>0-0</td><td>0</td><td>5</td><td>5</td><td>3</td><td>11</td><td>2</td><td>2</td><td>0</td><td>0</td><td>27</td></tr><tr><td>00</td><td>Thamba,Flo</td><td></td><td>0-0</td><td>0-0</td><td>0-0</td><td>1</td><td>3</td><td>4</td><td>2</td><td>0</td><td>2</td><td>0</td><td>2</td><td>0</td><td>21</td></tr><tr><td>02</td><td>Bandoo,Devonte</td><td></td><td>6-9</td><td>5-7</td><td>2-2</td><td>1</td><td>1</td><td>2</td><td>0</td><td>19</td><td>1</td><td>2</td><td>0</td><td>0</td><td>29</td></tr><tr><td>24</td><td>Mayer,Matthew</td><td></td><td>2-6</td><td>1-2</td><td>0-0</td><td>0</td><td>1</td><td>1</td><td>1</td><td>5</td><td>0</td><td>2</td><td>0</td><td>0</td><td>11</td></tr><tr><td colspan="2">Team</td><td></td><td></td><td></td><td></td><td>1</td><td>2</td><td>3</td><td></td><td></td><td></td><td></td><td></td><td></td><td></td></tr><tr><td colspan="2">Totals</td><td></td><td>21-54</td><td>10-22</td><td>7-10</td><td>11</td><td>23</td><td>34</td><td>14</td><td>59</td><td>15</td><td>10</td><td>5</td><td>5</td><td>200</td></tr><tr><td colspan="2">FG % 1st Half: 10-24</td><td>41.7%</td><td colspan="2">2nd half: 11-30</td><td>36.7%</td><td colspan="2">Game: 21-54</td><td>38.9%</td><td colspan="2">Deadball</td><td colspan="2"></td><td colspan="2"></td><td rowspan="3">Rebounds</td></tr><tr><td colspan="2">3FG % 1st Half: 8-15</td><td>53.3%</td><td colspan="2">2nd half: 2-7</td><td>28.6%</td><td colspan="2">Game: 10-22</td><td>45.5%</td><td colspan="2"></td><td colspan="2"></td><td colspan="3"></td></tr><tr><td colspan="2">FT % 1st Half: 3-6</td><td>50.0%</td><td colspan="2">2nd half: 4-4</td><td>100.0</td><td colspan="2">Game: 7-10</td><td>70.0%</td><td colspan="2"></td><td colspan="2"></td><td colspan="3"></td></tr></table>																##	Player	FG-FGA	3-Ptr	Rebounds	PF	TP	A	TO	Blk	Stl	Min	33	Gillespie,Freddie	f	1-2	0-0	0-0	2	2	4	3	2	0	0	3	1	15	04	Kegler,Mario	g	4-9	1-2	0-2	3	4	7	4	9	1	1	0	1	31	10	Mason,Makai	g	2-14	0-5	2-2	0	1	1	0	6	8	2	0	0	35	11	Vital,Mark	g	2-5	0-0	3-4	3	4	7	1	7	1	1	0	3	31	12	Butler,Jared	g	4-9	3-6	0-0	0	5	5	3	11	2	2	0	0	27	00	Thamba,Flo		0-0	0-0	0-0	1	3	4	2	0	2	0	2	0	21	02	Bandoo,Devonte		6-9	5-7	2-2	1	1	2	0	19	1	2	0	0	29	24	Mayer,Matthew		2-6	1-2	0-0	0	1	1	1	5	0	2	0	0	11	Team						1	2	3								Totals			21-54	10-22	7-10	11	23	34	14	59	15	10	5	5	200	FG % 1st Half: 10-24		41.7%	2nd half: 11-30		36.7%	Game: 21-54		38.9%	Deadball						Rebounds	3FG % 1st Half: 8-15		53.3%	2nd half: 2-7		28.6%	Game: 10-22		45.5%								FT % 1st Half: 3-6		50.0%	2nd half: 4-4		100.0	Game: 7-10		70.0%								<table><tr><th>##</th><th>Player</th><th>FG-FGA</th><th>3-Ptr</th><th>Rebounds</th><th>PF</th><th>TP</th><th>A</th><th>TO</th><th>Blk</th><th>Stl</th><th>Min</th></tr><tr><td>15</td><td>MILLER, JD</td><td>f</td><td>6-15</td><td>2-8</td><td>0-0</td><td>4</td><td>7</td><td>11</td><td>0</td><td>14</td><td>0</td><td>3</td><td>0</td><td>1</td><td>38</td></tr><tr><td>21</td><td>SAMUEL, Kevin</td><td>c</td><td>2-4</td><td>0-0</td><td>0-0</td><td>3</td><td>6</td><td>9</td><td>3</td><td>4</td><td>0</td><td>2</td><td>4</td><td>0</td><td>27</td></tr><tr><td>01</td><td>BANE, Desmond</td><td>g</td><td>3-12</td><td>1-6</td><td>1-1</td><td>4</td><td>4</td><td>8</td><td>5</td><td>8</td><td>4</td><td>1</td><td>0</td><td>1</td><td>36</td></tr><tr><td>05</td><td>DAVIS, Kendric</td><td>g</td><td>5-10</td><td>2-2</td><td>2-2</td><td>0</td><td>2</td><td>2</td><td>0</td><td>14</td><td>4</td><td>3</td><td>0</td><td>6</td><td>33</td></tr><tr><td>25</td><td>ROBINSON, Alex</td><td>g</td><td>3-11</td><td>1-5</td><td>3-4</td><td>1</td><td>0</td><td>1</td><td>1</td><td>10</td><td>4</td><td>3</td><td>0</td><td>1</td><td>38</td></tr><tr><td>22</td><td>NEMBARD, RJ</td><td></td><td>4-13</td><td>3-11</td><td>1-1</td><td>0</td><td>0</td><td>0</td><td>4</td><td>12</td><td>2</td><td>1</td><td>0</td><td>0</td><td>26</td></tr><tr><td>31</td><td>ASCHIERIS, Owen</td><td></td><td>0-0</td><td>0-0</td><td>0-0</td><td>0</td><td>0</td><td>0</td><td>0</td><td>0</td><td>0</td><td>0</td><td>0</td><td>0</td><td>0+</td></tr><tr><td>34</td><td>BARLOW, Russell</td><td></td><td>0-0</td><td>0-0</td><td>0-0</td><td>0</td><td>0</td><td>0</td><td>2</td><td>0</td><td>0</td><td>0</td><td>0</td><td>0</td><td>2</td></tr><tr><td colspan="2">Team</td><td></td><td></td><td></td><td></td><td>3</td><td>1</td><td>4</td><td></td><td></td><td></td><td></td><td></td><td></td><td></td></tr><tr><td colspan="2">Totals</td><td></td><td>23-65</td><td>9-32</td><td>7-8</td><td>15</td><td>20</td><td>35</td><td>15</td><td>62</td><td>14</td><td>13</td><td>4</td><td>9</td><td>200</td></tr><tr><td colspan="2">FG % 1st Half: 11-31</td><td>35.5%</td><td colspan="2">2nd half: 12-34</td><td>35.3%</td><td colspan="2">Game: 23-65</td><td>35.4%</td><td colspan="2">Deadball</td><td colspan="2"></td><td colspan="2"></td><td rowspan="3">Rebounds</td></tr><tr><td colspan="2">3FG % 1st Half: 5-14</td><td>35.7%</td><td colspan="2">2nd half: 4-18</td><td>22.2%</td><td colspan="2">Game: 9-32</td><td>28.1%</td><td colspan="2"></td><td colspan="2"></td><td colspan="3"></td></tr><tr><td colspan="2">FT % 1st Half: 3-4</td><td>75.0%</td><td colspan="2">2nd half: 4-4</td><td>100.0</td><td colspan="2">Game: 7-8</td><td>87.5%</td><td colspan="2"></td><td colspan="2"></td><td colspan="3"></td></tr></table>																##	Player	FG-FGA	3-Ptr	Rebounds	PF	TP	A	TO	Blk	Stl	Min	15	MILLER, JD	f	6-15	2-8	0-0	4	7	11	0	14	0	3	0	1	38	21	SAMUEL, Kevin	c	2-4	0-0	0-0	3	6	9	3	4	0	2	4	0	27	01	BANE, Desmond	g	3-12	1-6	1-1	4	4	8	5	8	4	1	0	1	36	05	DAVIS, Kendric	g	5-10	2-2	2-2	0	2	2	0	14	4	3	0	6	33	25	ROBINSON, Alex	g	3-11	1-5	3-4	1	0	1	1	10	4	3	0	1	38	22	NEMBARD, RJ		4-13	3-11	1-1	0	0	0	4	12	2	1	0	0	26	31	ASCHIERIS, Owen		0-0	0-0	0-0	0	0	0	0	0	0	0	0	0	0+	34	BARLOW, Russell		0-0	0-0	0-0	0	0	0	2	0	0	0	0	0	2	Team						3	1	4								Totals			23-65	9-32	7-8	15	20	35	15	62	14	13	4	9	200	FG % 1st Half: 11-31		35.5%	2nd half: 12-34		35.3%	Game: 23-65		35.4%	Deadball						Rebounds	3FG % 1st Half: 5-14		35.7%	2nd half: 4-18		22.2%	Game: 9-32		28.1%								FT % 1st Half: 3-4		75.0%	2nd half: 4-4		100.0	Game: 7-8		87.5%																							
##	Player	FG-FGA	3-Ptr	Rebounds	PF	TP	A	TO	Blk	Stl	Min																																																																																																																																																																																																																																																																																																																																																																																																																																																																																												
33	Gillespie,Freddie	f	1-2	0-0	0-0	2	2	4	3	2	0	0	3	1	15																																																																																																																																																																																																																																																																																																																																																																																																																																																																																								
04	Kegler,Mario	g	4-9	1-2	0-2	3	4	7	4	9	1	1	0	1	31																																																																																																																																																																																																																																																																																																																																																																																																																																																																																								
10	Mason,Makai	g	2-14	0-5	2-2	0	1	1	0	6	8	2	0	0	35																																																																																																																																																																																																																																																																																																																																																																																																																																																																																								
11	Vital,Mark	g	2-5	0-0	3-4	3	4	7	1	7	1	1	0	3	31																																																																																																																																																																																																																																																																																																																																																																																																																																																																																								
12	Butler,Jared	g	4-9	3-6	0-0	0	5	5	3	11	2	2	0	0	27																																																																																																																																																																																																																																																																																																																																																																																																																																																																																								
00	Thamba,Flo		0-0	0-0	0-0	1	3	4	2	0	2	0	2	0	21																																																																																																																																																																																																																																																																																																																																																																																																																																																																																								
02	Bandoo,Devonte		6-9	5-7	2-2	1	1	2	0	19	1	2	0	0	29																																																																																																																																																																																																																																																																																																																																																																																																																																																																																								
24	Mayer,Matthew		2-6	1-2	0-0	0	1	1	1	5	0	2	0	0	11																																																																																																																																																																																																																																																																																																																																																																																																																																																																																								
Team						1	2	3																																																																																																																																																																																																																																																																																																																																																																																																																																																																																															
Totals			21-54	10-22	7-10	11	23	34	14	59	15	10	5	5	200																																																																																																																																																																																																																																																																																																																																																																																																																																																																																								
FG % 1st Half: 10-24		41.7%	2nd half: 11-30		36.7%	Game: 21-54		38.9%	Deadball						Rebounds																																																																																																																																																																																																																																																																																																																																																																																																																																																																																								
3FG % 1st Half: 8-15		53.3%	2nd half: 2-7		28.6%	Game: 10-22		45.5%																																																																																																																																																																																																																																																																																																																																																																																																																																																																																															
FT % 1st Half: 3-6		50.0%	2nd half: 4-4		100.0	Game: 7-10		70.0%																																																																																																																																																																																																																																																																																																																																																																																																																																																																																															
##	Player	FG-FGA	3-Ptr	Rebounds	PF	TP	A	TO	Blk	Stl	Min																																																																																																																																																																																																																																																																																																																																																																																																																																																																																												
15	MILLER, JD	f	6-15	2-8	0-0	4	7	11	0	14	0	3	0	1	38																																																																																																																																																																																																																																																																																																																																																																																																																																																																																								
21	SAMUEL, Kevin	c	2-4	0-0	0-0	3	6	9	3	4	0	2	4	0	27																																																																																																																																																																																																																																																																																																																																																																																																																																																																																								
01	BANE, Desmond	g	3-12	1-6	1-1	4	4	8	5	8	4	1	0	1	36																																																																																																																																																																																																																																																																																																																																																																																																																																																																																								
05	DAVIS, Kendric	g	5-10	2-2	2-2	0	2	2	0	14	4	3	0	6	33																																																																																																																																																																																																																																																																																																																																																																																																																																																																																								
25	ROBINSON, Alex	g	3-11	1-5	3-4	1	0	1	1	10	4	3	0	1	38																																																																																																																																																																																																																																																																																																																																																																																																																																																																																								
22	NEMBARD, RJ		4-13	3-11	1-1	0	0	0	4	12	2	1	0	0	26																																																																																																																																																																																																																																																																																																																																																																																																																																																																																								
31	ASCHIERIS, Owen		0-0	0-0	0-0	0	0	0	0	0	0	0	0	0	0+																																																																																																																																																																																																																																																																																																																																																																																																																																																																																								
34	BARLOW, Russell		0-0	0-0	0-0	0	0	0	2	0	0	0	0	0	2																																																																																																																																																																																																																																																																																																																																																																																																																																																																																								
Team						3	1	4																																																																																																																																																																																																																																																																																																																																																																																																																																																																																															
Totals			23-65	9-32	7-8	15	20	35	15	62	14	13	4	9	200																																																																																																																																																																																																																																																																																																																																																																																																																																																																																								
FG % 1st Half: 11-31		35.5%	2nd half: 12-34		35.3%	Game: 23-65		35.4%	Deadball						Rebounds																																																																																																																																																																																																																																																																																																																																																																																																																																																																																								
3FG % 1st Half: 5-14		35.7%	2nd half: 4-18		22.2%	Game: 9-32		28.1%																																																																																																																																																																																																																																																																																																																																																																																																																																																																																															
FT % 1st Half: 3-4		75.0%	2nd half: 4-4		100.0	Game: 7-8		87.5%																																																																																																																																																																																																																																																																																																																																																																																																																																																																																															
Officials: Kipp Kissinger, Ron Groover, James Luckie																Officials: Gerry Pollard, Chris Rastatter, Marques Pettigrew																																																																																																																																																																																																																																																																																																																																																																																																																																																																																							
Technical fouls: Oklahoma-None. Baylor-None.																Technical fouls: Oklahoma-None. TCU-None.																																																																																																																																																																																																																																																																																																																																																																																																																																																																																							
Attendance: 4517																Attendance: 6464																																																																																																																																																																																																																																																																																																																																																																																																																																																																																							
Fouled Out: OU #21 Doolittle 0:12																																																																																																																																																																																																																																																																																																																																																																																																																																																																																																							
<table><tr><th colspan="4">Score by periods</th><th>1st</th><th>2nd</th><th>Total</th><th rowspan="2">Points</th><th rowspan="2">In Paint</th><th rowspan="2">Off T/O</th><th rowspan="2">2nd Chance</th><th rowspan="2">Fast Break</th><th rowspan="2">Bench</th></tr><tr><td colspan="4"></td><td></td><td></td><td></td></tr><tr><td colspan="4">Oklahoma</td><td>31</td><td>22</td><td>53</td><td>OU</td><td>28</td><td>6</td><td>9</td><td>4</td><td>7</td></tr><tr><td colspan="4">Baylor</td><td>31</td><td>28</td><td>59</td><td>BU</td><td>22</td><td>10</td><td>13</td><td>0</td><td>24</td></tr></table>																Score by periods				1st	2nd	Total	Points	In Paint	Off T/O	2nd Chance	Fast Break	Bench								Oklahoma				31	22	53	OU	28	6	9	4	7	Baylor				31	28	59	BU	22	10	13	0	24	<table><tr><th colspan="4">Score by periods</th><th>1st</th><th>2nd</th><th>Total</th><th rowspan="2">Points</th><th rowspan="2">In Paint</th><th rowspan="2">Off T/O</th><th rowspan="2">2nd Chance</th><th rowspan="2">Fast Break</th><th rowspan="2">Bench</th></tr><tr><td colspan="4"></td><td></td><td></td><td></td></tr><tr><td colspan="4">Oklahoma</td><td>32</td><td>39</td><td>71</td><td>OU</td><td>32</td><td>14</td><td>6</td><td>2</td><td>15</td></tr><tr><td colspan="4">TCU</td><td>30</td><td>32</td><td>62</td><td>TCU</td><td>26</td><td>19</td><td>9</td><td>10</td><td>12</td></tr></table>																Score by periods				1st	2nd	Total	Points	In Paint	Off T/O	2nd Chance	Fast Break	Bench								Oklahoma				32	39	71	OU	32	14	6	2	15	TCU				30	32	62	TCU	26	19	9	10	12																																																																																																																																																																																																																																																																																																																																																																												
Score by periods				1st	2nd	Total	Points	In Paint	Off T/O	2nd Chance	Fast Break	Bench																																																																																																																																																																																																																																																																																																																																																																																																																																																																																											
Oklahoma				31	22	53	OU	28	6	9	4	7																																																																																																																																																																																																																																																																																																																																																																																																																																																																																											
Baylor				31	28	59	BU	22	10	13	0	24																																																																																																																																																																																																																																																																																																																																																																																																																																																																																											
Score by periods				1st	2nd	Total	Points	In Paint	Off T/O	2nd Chance	Fast Break	Bench																																																																																																																																																																																																																																																																																																																																																																																																																																																																																											
Oklahoma				32	39	71	OU	32	14	6	2	15																																																																																																																																																																																																																																																																																																																																																																																																																																																																																											
TCU				30	32	62	TCU	26	19	9	10	12																																																																																																																																																																																																																																																																																																																																																																																																																																																																																											
Last FG - OU 2nd-02:20, BU 2nd-00:36.																Last FG - OU 2nd-01:02, TCU 2nd-00:09.																																																																																																																																																																																																																																																																																																																																																																																																																																																																																							
Largest lead - OU by 7 1st-16:35, BU by 11 2nd-10:49.																Largest lead - OU by 11 2nd-00:15, TCU by 8 1st-11:22.																																																																																																																																																																																																																																																																																																																																																																																																																																																																																							
OU led for 12:20. BU led for 20:16. Game was tied for 07:24.																OU led for 23:54. TCU led for 13:27. Game was tied for 02:39.																																																																																																																																																																																																																																																																																																																																																																																																																																																																																							
Score tied - 7 times.																Score tied - 2 times.																																																																																																																																																																																																																																																																																																																																																																																																																																																																																							
Lead changed - 7 times.																Lead changed - 1 time.																																																																																																																																																																																																																																																																																																																																																																																																																																																																																							

## OKLAHOMA NUMERICAL ROSTER

No.	Name	Pos.	Cl.	Ht.	Wt.	Hometown (Last School)
0	Christian James***	G	Sr.	6-4	213	Houston, Texas (Bellaire HS)
1	Rashard Odomes***	G	Sr.	6-6	217	Copperas Cove, Texas (Copperas Cove HS)
2	Aaron Calixte	G	Gr.	5-11	179	Stoughton, Mass. (Maine)
3	Miles Reynolds	G	Gr.	6-3	176	Chicago, Ill. (Pacific)
4	Jamuni McNeace***	C	Sr.	6-10	232	Kankakee, Ill. (Allen HS)
5	Matt Freeman**	F	Jr.	6-10	229	Auckland, New Zealand (Westlake Boys HS)
12	Austin Reaves#	G	R-Jr.	6-5	180	Newark, Ark. (Wichita State)
14	Ty Lazenby*	G	Sr.	6-5	209	Glencoe, Okla. (Northern Oklahoma College Enid)
21	Kristian Doolittle**	F	Jr.	6-7	232	Edmond, Okla. (Edmond Memorial HS)
22	Patrick Geha^*	F	Sr.	6-5	212	Leawood, Kan. (Rockhurst HS)
24	Jamal Bieniemy	G	Fr.	6-4	181	Katy, Texas (Tompkins HS)
30	Luke Stephenson#	G	Sr.	6-3	198	Lubbock, Texas (McMurry)
32	Read Streller^*	F	R-Fr.	6-8	237	Edmond, Okla. (Oklahoma Christian School)
35	Brady Manek*	F	So.	6-9	222	Harrah, Okla. (Harrah High School)
44	Hannes Pöllä*	C	So.	6-11	267	Lahti, Finland (Helsinki Basketball Academy)
52	Kur Kuath	F	Jr.	6-10	204	Biemnon, South Sudan (Salt Lake Community College)

## ALPHABETICAL NUMERICAL ROSTER

No.	Name	Pos.	Cl.	Ht.	Wt.	Hometown (Last School)
24	Jamal Bieniemy	G	Fr.	6-4	181	Katy, Texas (Tompkins HS)
2	Aaron Calixte	G	Gr.	5-11	179	Stoughton, Mass. (Maine)
21	Kristian Doolittle**	F	Jr.	6-7	232	Edmond, Okla. (Edmond Memorial HS)
5	Matt Freeman**	F	Jr.	6-10	229	Auckland, New Zealand (Westlake Boys HS)
22	Patrick Geha^*	F	Sr.	6-5	212	Leawood, Kan. (Rockhurst HS)
0	Christian James***	G	Sr.	6-4	213	Houston, Texas (Bellaire HS)
52	Kur Kuath	F	Jr.	6-10	204	Biemnon, South Sudan (Salt Lake Community College)
14	Ty Lazenby*	G	Sr.	6-5	209	Glencoe, Okla. (Northern Oklahoma College Enid)
35	Brady Manek*	F	So.	6-9	222	Harrah, Okla. (Harrah High School)
4	Jamuni McNeace***	C	Sr.	6-10	232	Kankakee, Ill. (Allen HS)
1	Rashard Odomes***	G	Sr.	6-6	217	Copperas Cove, Texas (Copperas Cove HS)
44	Hannes Pöllä*	C	So.	6-11	267	Lahti, Finland (Helsinki Basketball Academy)
12	Austin Reaves#	G	R-Jr.	6-5	180	Newark, Ark. (Wichita State)
3	Miles Reynolds	G	Gr.	6-3	176	Chicago, Ill. (Pacific)
30	Luke Stephenson^#	G	Sr.	6-3	198	Lubbock, Texas (McMurry)
32	Read Streller^*	F	R-Fr.	6-8	237	Edmond, Okla. (Oklahoma Christian School)

\* Letters earned at Oklahoma

^ Walk-on

# Not eligible to play in 2018-19

## STAFF

**Head Coach:** Lon Kruger (Kansas State '75)

**Associate Head Coach:** Chris Crutchfield (Nebraska-Omaha '92)

**Assistant Coach:** Carlin Hartman (Tulane '94)

**Assistant Coach:** Kevin Kruger (Arizona State '06)

**Director of Operations:** Mike Shepherd (Kansas State '92)

**Strength and Performance Coach:** Bryce Daub (Central Washington '08)

**Athletics Trainer:** Alex Brown (Appalachian State '79)

**Video Coordinator:** Will Saxon (Oklahoma '15)